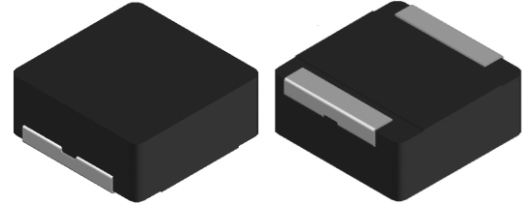


CMI-MMPP17070HL-SERIES

Features

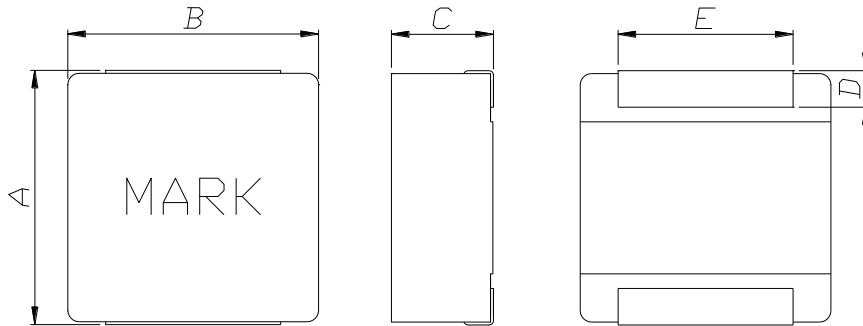
- ▶ High current and low profile
- ▶ Metal powder molding type for EMC protection.
- ▶ Available tape and reel for auto insertion.
- ▶ Halogen-Free / RoHS compliant.



Applications

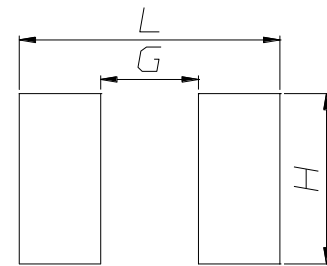
- ▶ For DC/DC converter, AV equipment digital consumer electronics

Dimension (Unit:mm)



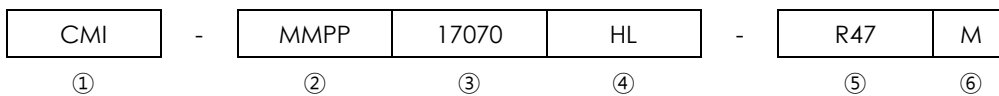
A	B	C	D	E
17.2±0.5	17.2±0.4	7.0 Max	2.7±0.3	12.0±0.2

Land Pattern (Unit:mm)



L	G	H
20.1	12.4	12.3

Regulation of part number



- ① CoilMaster's initial
- ② Series Name : Magic Material Pin type Power inductor
- ③ Core Size (unit:mm)
- ④ Material
- ⑤ Typical inductance value (0.47uH)
- ⑥ Inductance tolerance (±20%)

Specifications

Part Number	Inductance (uH) ±20%	DCR(mohm) Max.(Typ.)	IDC1(A) Max.(Typ.)	IDC2(A) Max.(Typ.)	Test Frequency (Hz)
CMI-MMPP17070HL-R47M	0.47	0.9(0.6)	70.00(85.00)	50.00(55.00)	1M
CMI-MMPP17070HL-1R0M	1.0	1.1(0.9)	55.00(70.00)	45.00(50.00)	1M
CMI-MMPP17070HL-1R5M	1.5	2.7(2.2)	50.00(60.00)	40.00(42.00)	1M
CMI-MMPP17070HL-2R2M	2.2	3.6(3.0)	45.00(50.00)	33.00(35.00)	1M
CMI-MMPP17070HL-3R3M	3.3	5.4(4.5)	37.00(42.00)	32.00(34.00)	1M
CMI-MMPP17070HL-4R7M	4.7	7.2(6.0)	30.00(35.00)	30.00(32.00)	1M
CMI-MMPP17070HL-6R8M	6.8	11.4(9.5)	24.00(29.00)	21.00(22.00)	1M
CMI-MMPP17070HL-8R2M	8.2	13.2(11.0)	20.00(23.00)	19.00(20.00)	1M
CMI-MMPP17070HL-100M	10	15.0(12.5)	18.00(21.00)	18.50(19.00)	1M
CMI-MMPP17070HL-150M	15	24.0(20.0)	17.00(19.00)	14.00(14.50)	1M
CMI-MMPP17070HL-220M	22	30.0(25.0)	12.00(14.00)	12.50(13.00)	1M
CMI-MMPP17070HL-330M	33	48.0(40.0)	11.00(12.00)	11.00(12.00)	1M

- IDC1: When based on the inductance change rate (approximately 30% below in the initial value)
- IDC2: When based on the temperature increase (Temperature increase of approximately 40°C by self heating)
- Operating Temperature Range(including self temperature) : -40°C ~ +125 °c

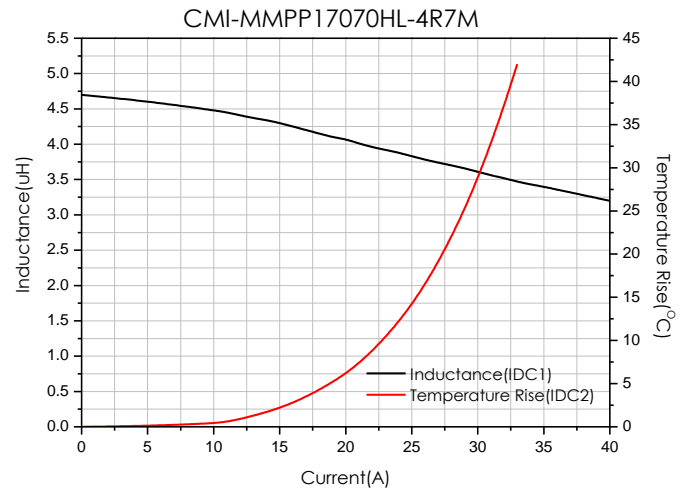
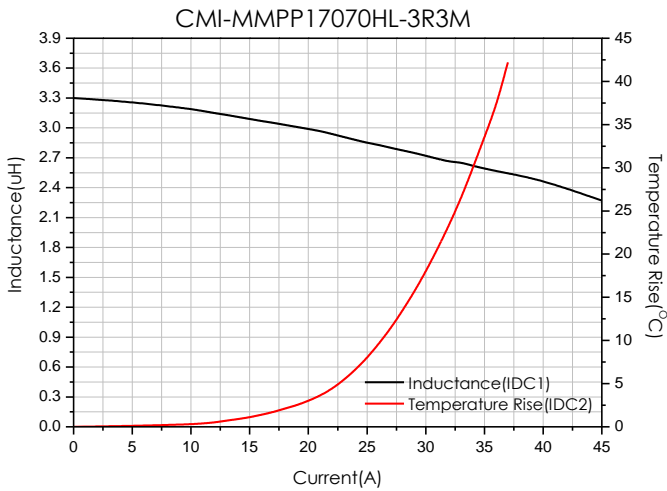
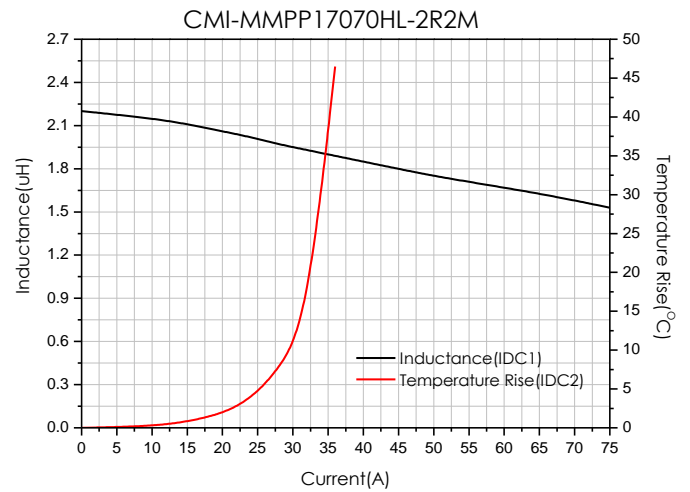
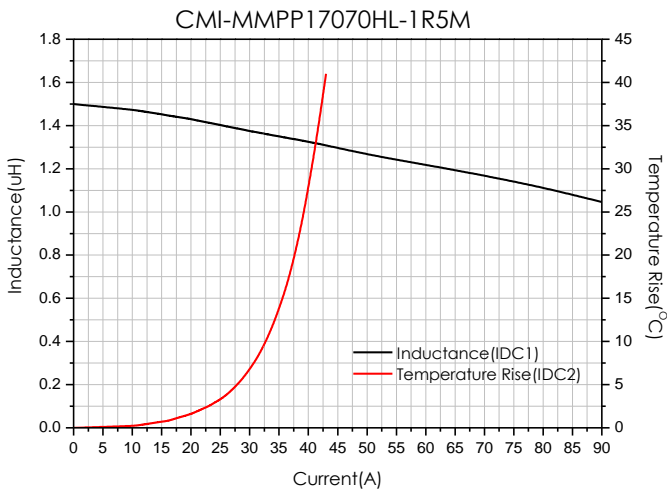
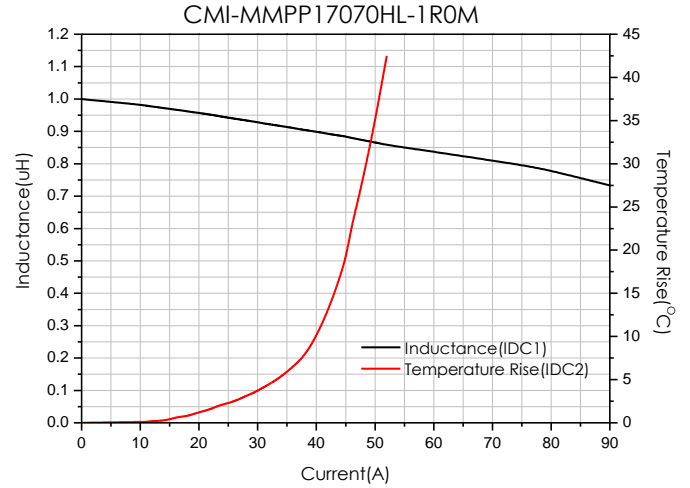
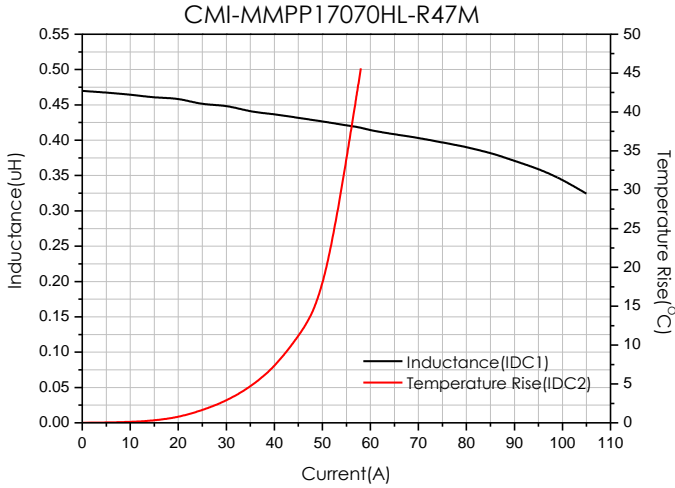
Note 1 : Circuit design, component placement, PCB trace size and thickness, airflow and other cooling. Provision all affect the part Temperature. Part temperature should be verified in the end application.

▪ You can also contact us by e-mail : coilmaster@coilmaster.com

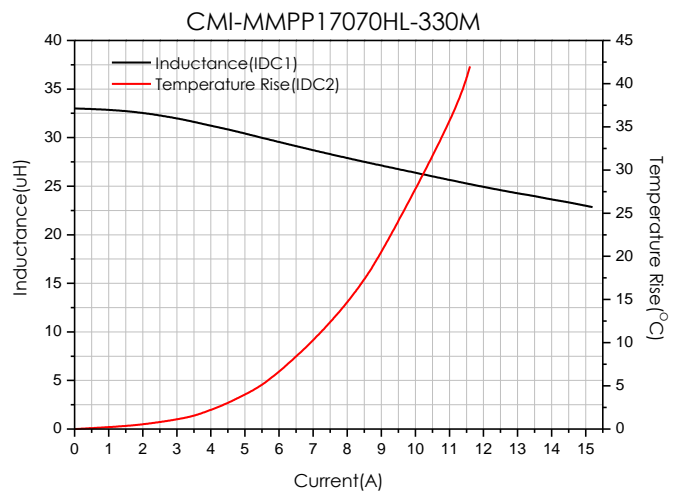
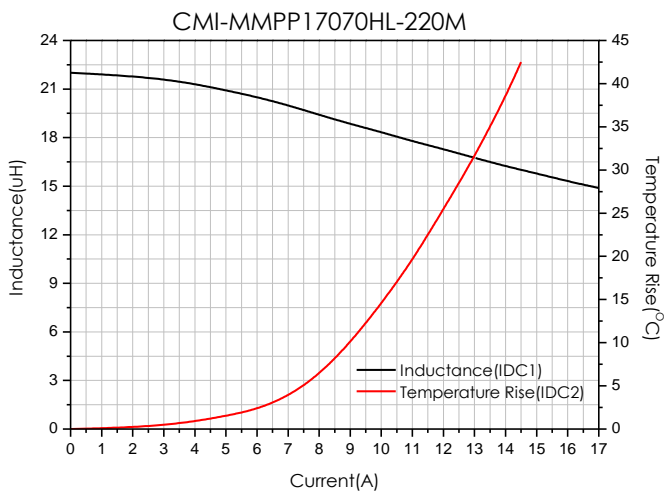
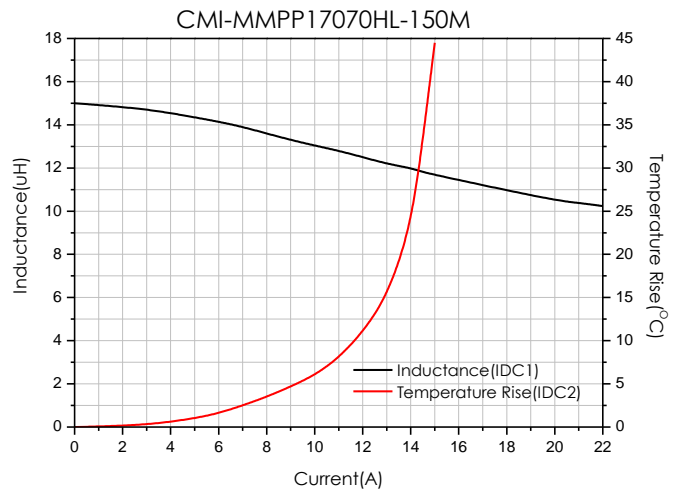
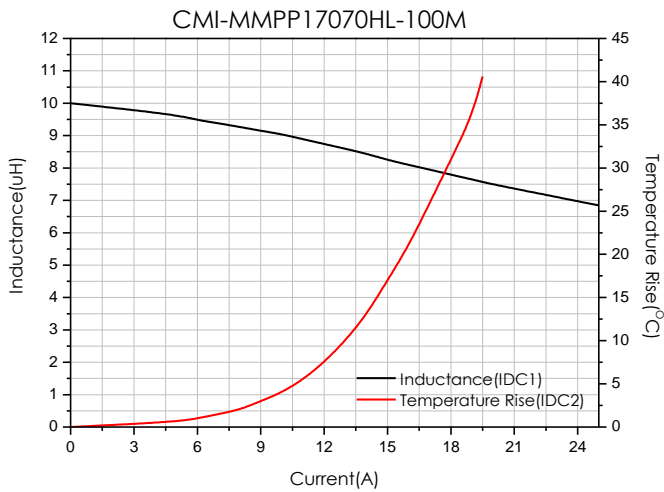
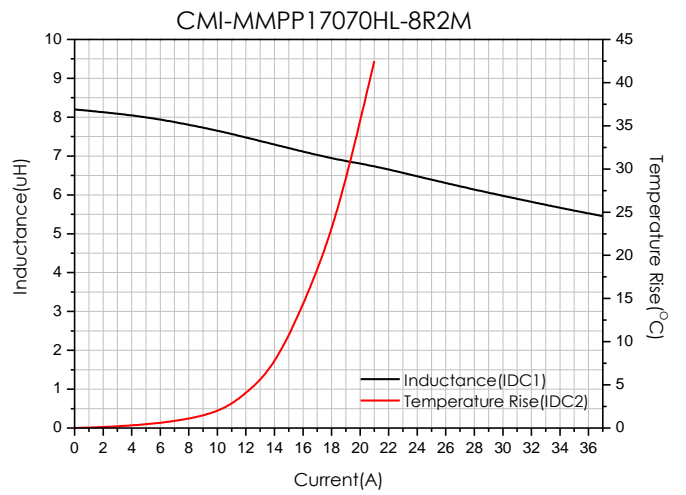
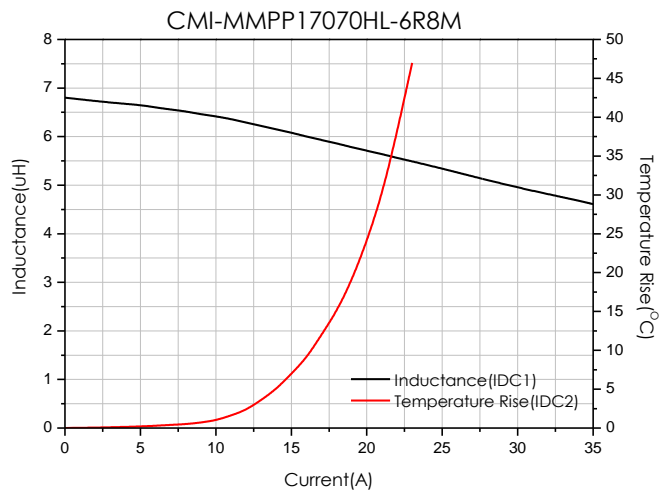
- All specifications are subject to change without notice.
- Update date : 2023.03.30

www.coilmaster.com

Electrical characteristics



- You can also contact us by e-mail : coilmaster@coilmaster.com
- All specifications are subject to change without notice.
- Update date : 2023.03.30

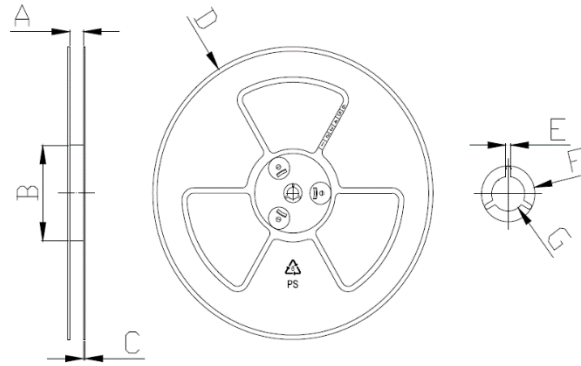


- You can also contact us by e-mail : coilmaster@coilmaster.com
- All specifications are subject to change without notice.
- Update date : 2023.03.30

Packaging

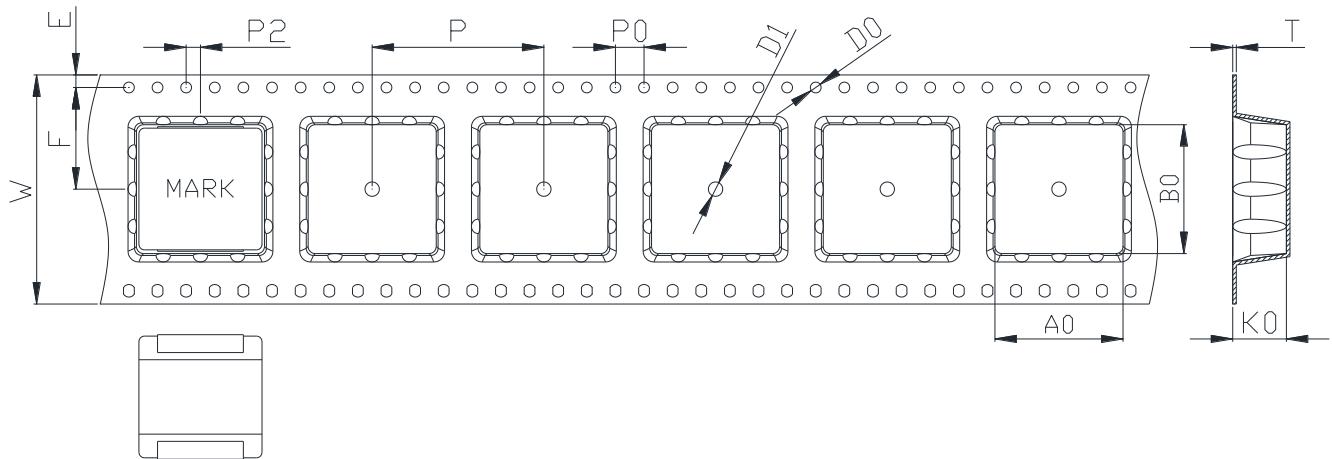
(1) Package quantity : 300 (pcs/reel)

(2) Reel Dimensions (unit:mm)



A	B	C	D	E	F	G
32.50	100.0	2.30	330.0	2.30	21.50	13.00
+0.50	+1.00	+0.20	+3.00	+0.30	+0.30	+0.50
-0.50	-1.00	-0.20	-3.00	-0.30	-0.30	-0.20

(3) Tape Dimensions



W	A0	B0	K0	E	F	P	P0	P2	D0	T
32.00	17.90	18.00	7.50	1.75	14.20	24.00	4.00	2.00	1.55	0.50
+0.30	+0.10	+0.10	+0.10	+0.10	+0.10	+0.10	+0.10	+0.10	+0.05	+0.05
-0.30	-0.10	-0.10	-0.10	-0.10	-0.10	-0.10	-0.10	-0.10	-0.05	-0.05

Ilisan Sales Office (KOREA) +82)31-904-1444
 China Sales Office (CHINA) +86)758-278-7031
 Hungary Sales office (EUROPE) +36)1-899-8543

H.K Sales Office (HONGKONG) +852)2711-5551
 LA Sales Office (USA) +1)866-446-3586

• You can also contact us by e-mail : coilmaster@coilmaster.com

- All specifications are subject to change without notice.
- Update date : 2023.03.30

www.coilmaster.com