


# CMI-MMP7030HL-SERIES

## Features

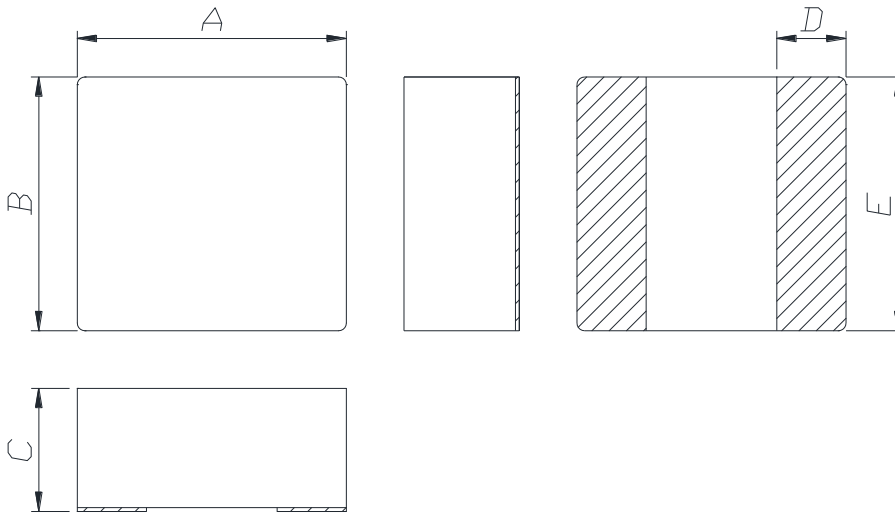
- ▶ Compact design.
- ▶ Metal powder molding type for EMC protection.
- ▶ Available tape and reel for auto insertion.
- ▶ Halogen-Free / RoHS compliant.



## Applications

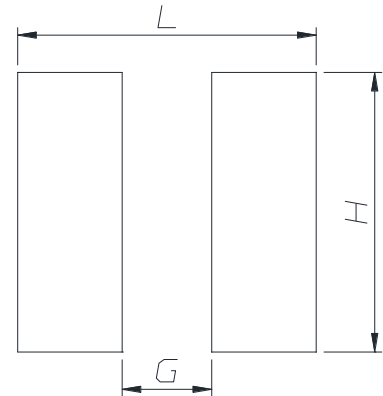
- ▶ For DC/DC converter, AV equipment digital consumer electronics

### Dimension (Unit:mm)



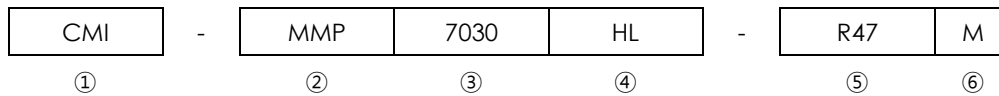
A	B	C	D	E
7.0±0.3	6.6±0.3	3.0 Max.	1.8±0.3	6.6±0.3

### Land Pattern (Unit:mm)



L	G	H
8.0	2.4	7.5

## Regulation of part number



- ① CoilMaster's initial
- ② Series Name : Metal Molded Power inductor
- ③ Core Size (unit:mm)
- ④ Type
- ⑤ Typical inductance value (0.47uH)
- ⑥ Inductance tolerance ( $\pm 20\%$ )

## Specifications

Part Number	Inductance (uH) $\pm 20\%$	DCR(mohm) Max.(Typ.)	Isat(A) Max.(Typ.)	Itemp(A) Max.(Typ.)	Test Frequency (Hz)
CMI-MMP7030HL-R47M	0.47	4.8(4)	30.0(33.0)	16.5(18.0)	1M
CMI-MMP7030HL-R68M	0.68	6(5)	27.0(30.0)	14.5(16.0)	1M
CMI-MMP7030HL-1R0M	1.0	7.5(6.5)	21.0(24.0)	12.5(13.5)	1M
CMI-MMP7030HL-1R5M	1.5	12(10)	18.0(20.0)	10.0(11.0)	1M
CMI-MMP7030HL-2R2M	2.2	14.4(12)	14.0(16.0)	8.5(9.0)	1M
CMI-MMP7030HL-3R3M	3.3	21.6(18)	12.0(14.0)	8.0(8.5)	1M
CMI-MMP7030HL-4R7M	4.7	30(25)	10.0(12.0)	7.0(7.5)	1M
CMI-MMP7030HL-5R6M	5.6	36(30)	8.0(9.0)	6.0(6.5)	1M
CMI-MMP7030HL-6R8M	6.8	48(40)	7.5(8.5)	5.8(6.3)	1M
CMI-MMP7030HL-8R2M	8.2	54(45)	6.8(7.8)	5.3(5.8)	1M
CMI-MMP7030HL-100M	10	66(55)	6.5(7.5)	4.8(5.3)	1M
CMI-MMP7030HL-130M	13	78(65)	5.3(5.8)	4.3(4.8)	1M
CMI-MMP7030HL-150M	15	96(80)	5.0(5.5)	3.9(4.3)	1M
CMI-MMP7030HL-220M	22	138(115)	4.5(5.0)	3.3(3.5)	1M
CMI-MMP7030HL-330M	33	216(180)	3.3(3.8)	2.5(2.7)	1M
CMI-MMP7030HL-470M	47	312(260)	2.8(3.3)	2.0(2.2)	1M

- Isat: When based on the inductance change rate (approximately 30% below in the initial value)
- Itemp: When based on the temperature increase (Temperature increase of approximately 40°C by self heating)
- Operating Temperature Range(including self temperature) : -40°C ~ +125 °C

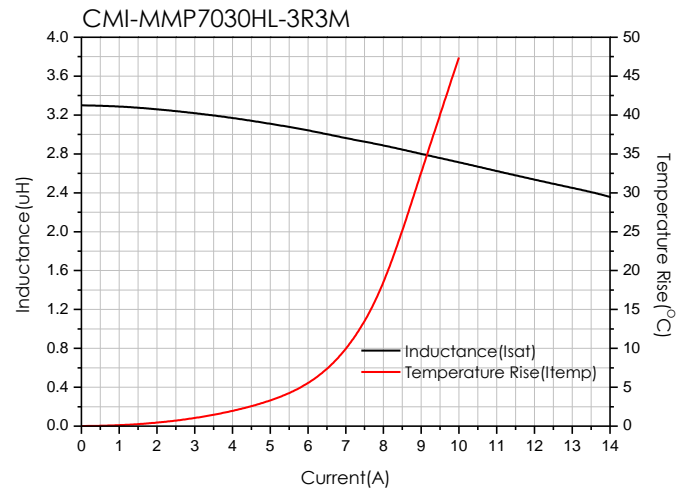
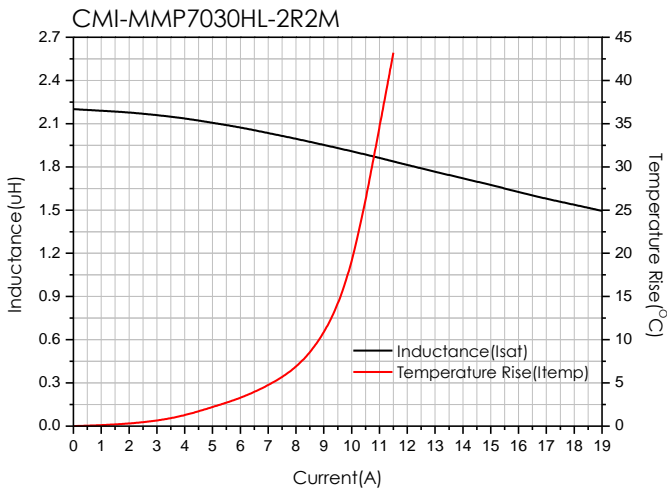
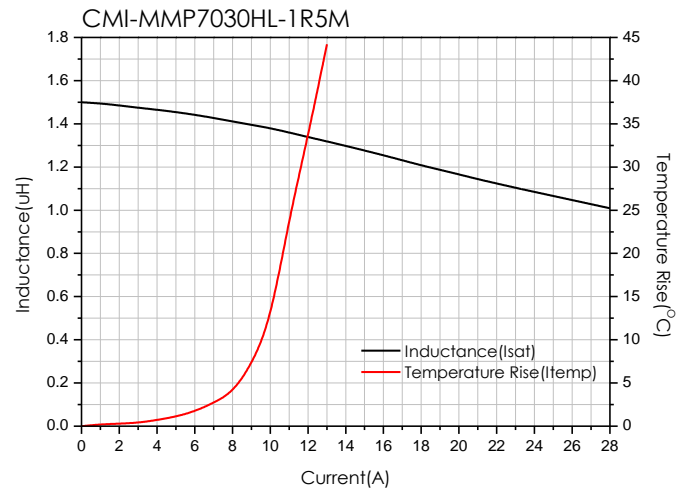
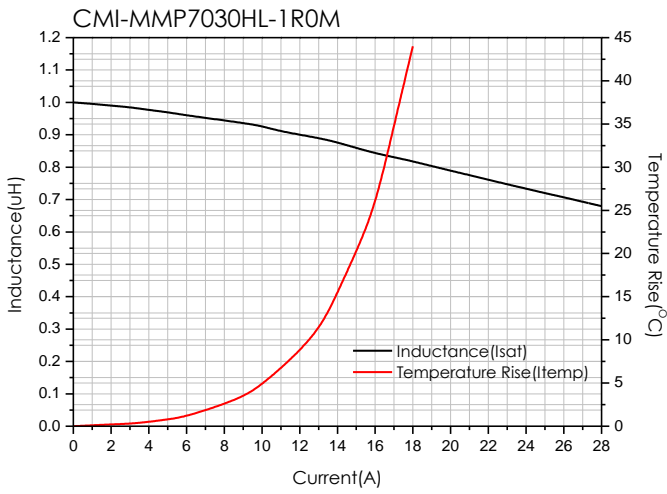
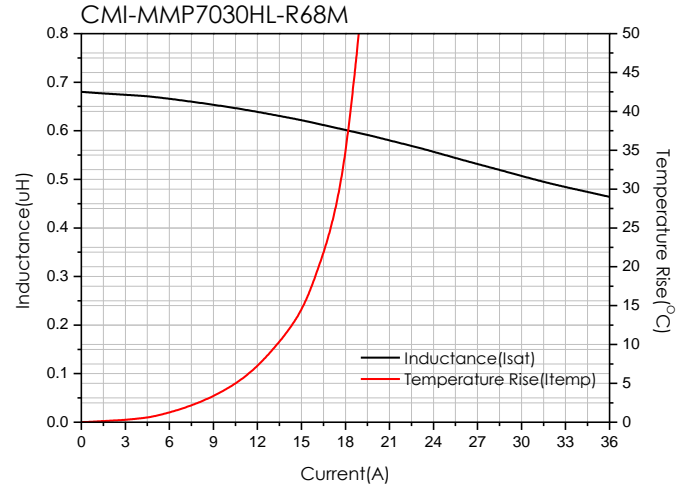
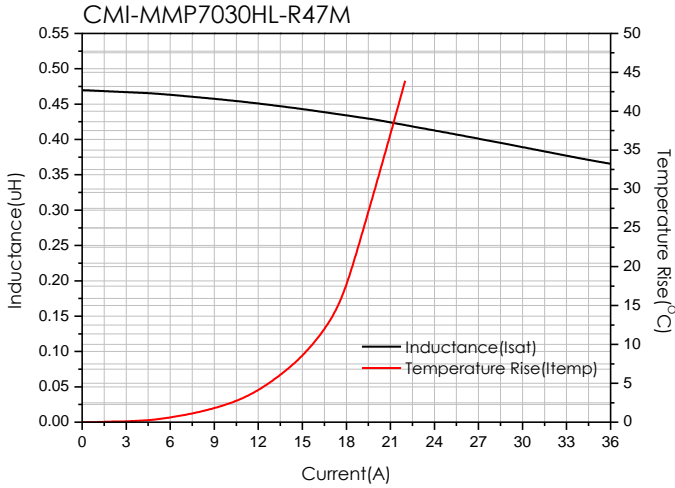
Note 1 : Circuit design, component placement, PCB trace size and thickness, airflow and other cooling. Provision all affect the part Temperature. Part temperature should be verified in the end application.

▪ **You can also contact us by e-mail : [coilmaster@coilmaster.com](mailto:coilmaster@coilmaster.com)**

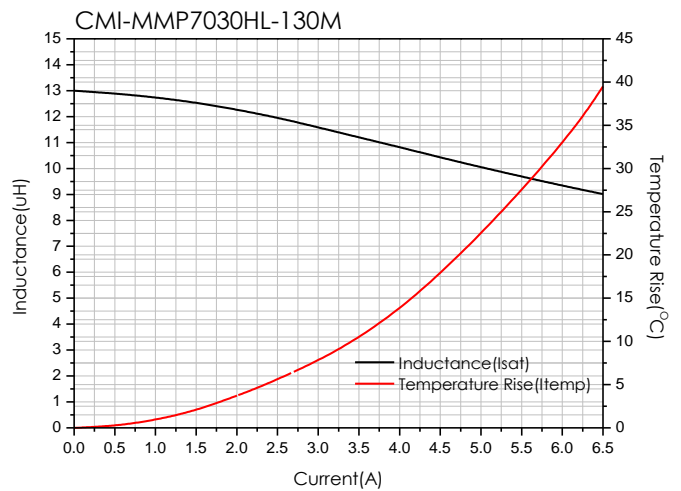
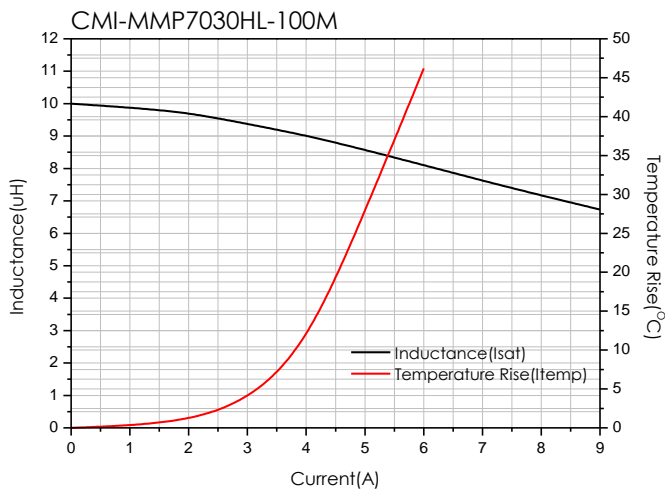
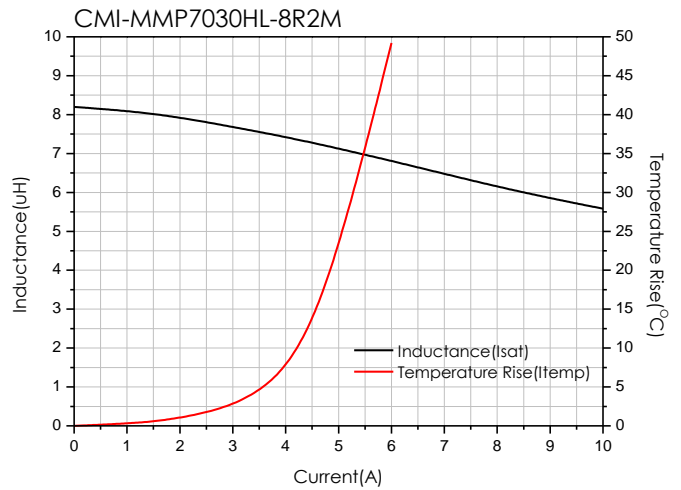
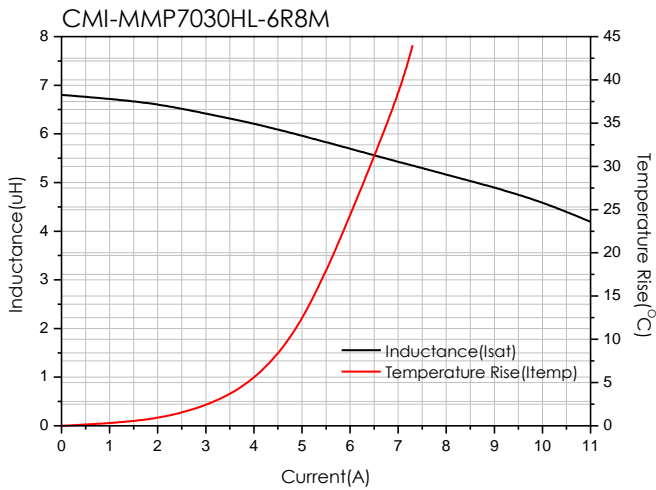
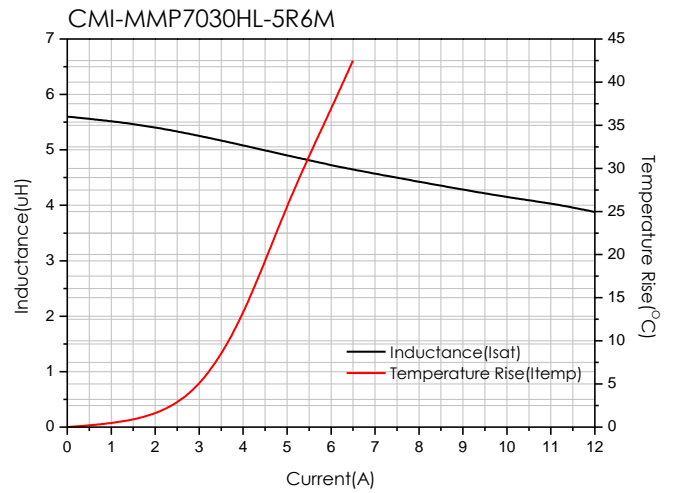
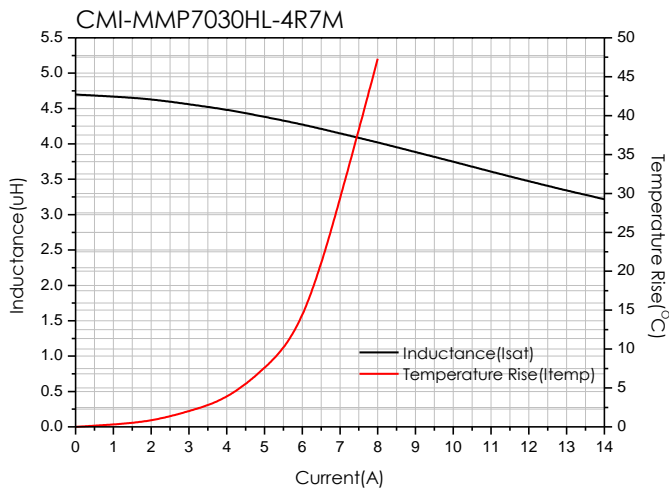
- All specifications are subject to change without notice.
- Update date : 2023.09.13

[www.coilmaster.com](http://www.coilmaster.com)

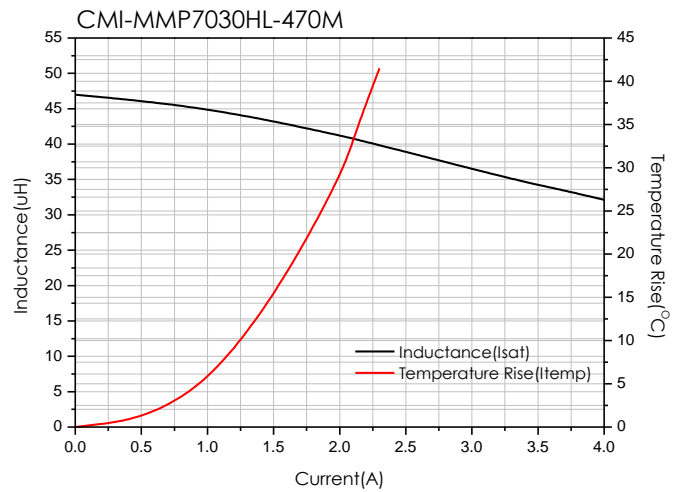
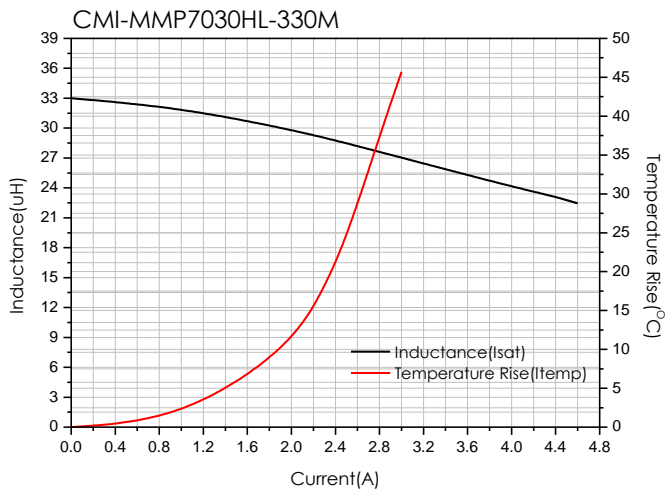
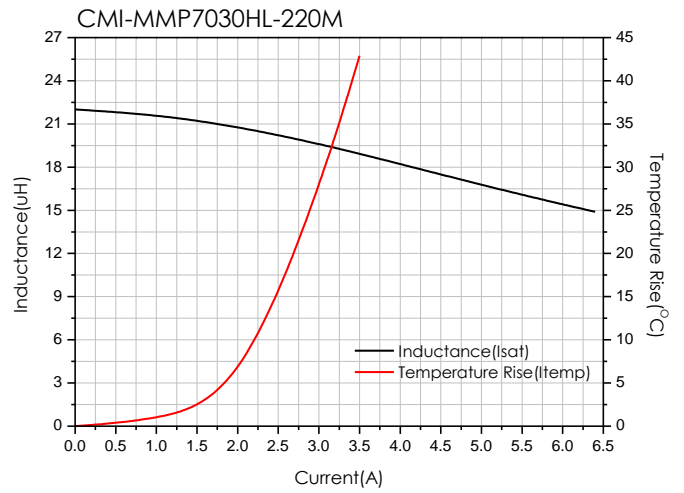
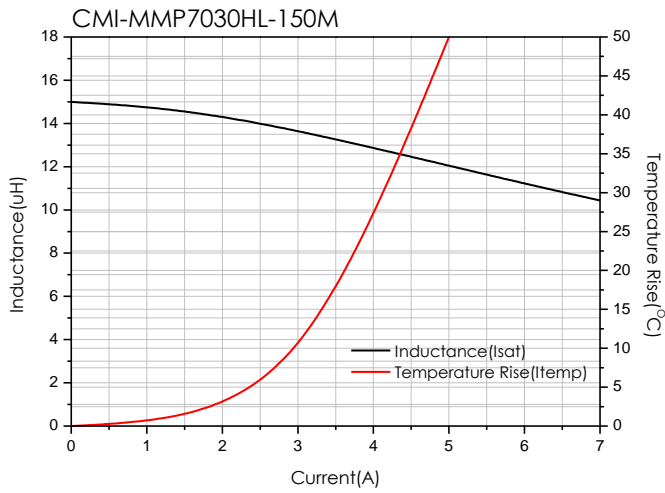
# Electrical characteristics



- You can also contact us by e-mail : [coilmaster@coilmaster.com](mailto:coilmaster@coilmaster.com)
- All specifications are subject to change without notice.
- Update date : 2023.09.13



- You can also contact us by e-mail : [coilmaster@coilmaster.com](mailto:coilmaster@coilmaster.com)
- All specifications are subject to change without notice.
- Update date : 2023.09.13

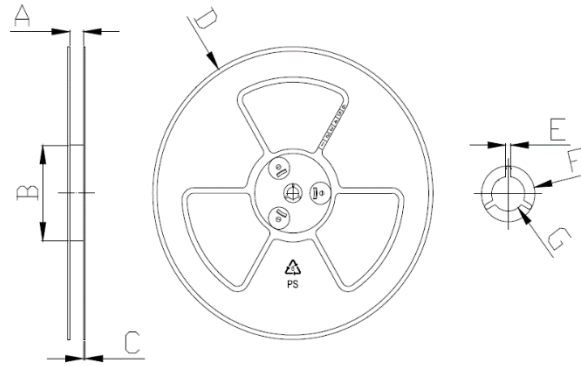


- You can also contact us by e-mail : [coilmaster@coilmaster.com](mailto:coilmaster@coilmaster.com)
- All specifications are subject to change without notice.
- Update date : 2023.09.13

## Packaging

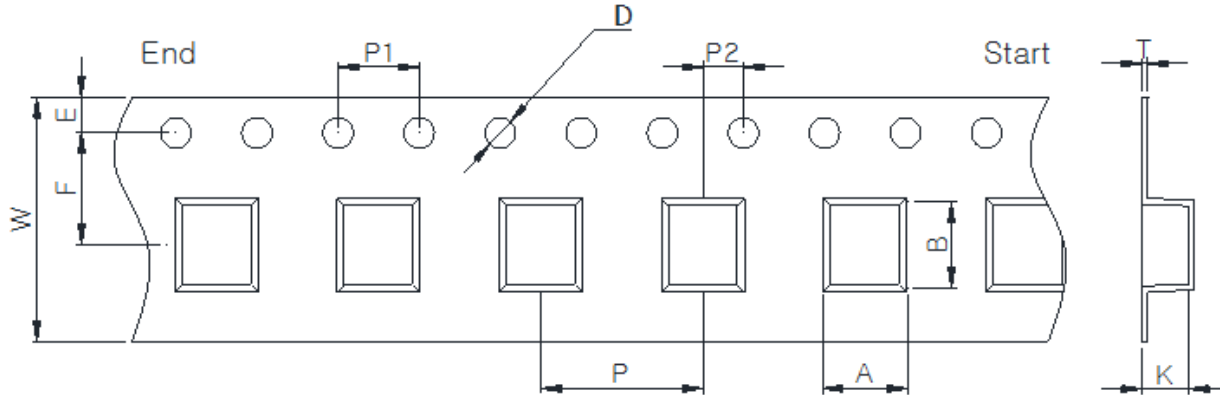
(1) Package quantity : 1,000 (pcs/reel)

(2) Reel Dimensions (unit:mm)



A	B	C	D	E	F	G
16.50	100.0	2.00	330.0	2.30	21.50	13.00
+0.50	+1.00	+0.10	+3.00	+0.30	+0.30	+0.50
-0.50	-1.00	-0.10	-3.00	-0.30	-0.30	-0.20

(3) Tape Dimensions



W	A	B	K	E	F	P	P1	P2	D	T
16.00	7.00	7.50	3.20	1.75	7.50	12.00	4.00	2.00	1.50	0.35
+0.30	+0.10	+0.10	+0.10	+0.10	+0.10	+0.10	+0.10	+0.10	+0.10	+0.05
-0.10	-0.10	-0.10	-0.10	-0.10	-0.10	-0.10	-0.10	-0.10	-0.00	-0.05

Korea Sales Office (KOREA) +82)31-904-1444  
 China Sales Office (CHINA) +86)0758-683-1444  
 Hungary Sales office (EUROPE) +36)1-404-5832

H.K Sales Office (HONGKONG) +852)2711-5551  
 LA Sales Office (USA) +1)714-616-6989

• You can also contact us by e-mail : [coilmaster@coilmaster.com](mailto:coilmaster@coilmaster.com)

- All specifications are subject to change without notice.
- Update date : 2023.09.13

[www.coilmaster.com](http://www.coilmaster.com)