LL1608-FH Series

Multilayer Chip Inductors

DESCRIPTION

The LL1608-FH Series is a miniature multilayer ceramic chip inductor. Toko's proprietary laminated ceramic material provides high SRF, excellent Q, and superior reliability. The FH allows up to 3 times the current handling of standard multilayers. In addition, the Qs are 1.3-1.6 times higher. It has an industry standard 0603 footprint and comes on tape in 4,000 piece reels. It is an ideal solution for higher current needs in high frequency RF and wireless communications equipment.

DIMENSIONS

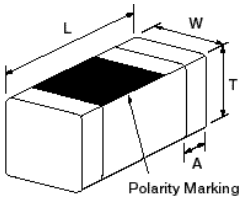

Type	L (mm)	W (mm)	T (mm)	A (mm)
LL1608	1.6±0.15	0.8±0.15	0.8±0.15	0.3±0.2

FEATURES

- Inductance range: 1.2-100nH
- Temperature Coefficient: +250ppm/°C
- Temperature Range: –40°C +100°C
- High current handling, up to 1A
- Laminated ceramic allows high SRF
- Miniature size: 0603 footprint (1.6mm x 0.8mm)
- Q: 35 Typical (at 800MHz)
- S-parameter data available upon request
- Packaged on tape and reel in 4,000 piece quantity

PART NUMBERING

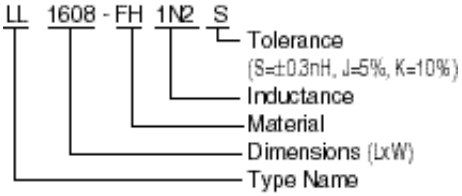

STANDARD PART NUMBERS

TOKO Part Number	Lo (nH)	L Tol.*	Q 100MHz (typ)	Q 800MHz (typ) [500MHz]	SRF MHz (typ)	RDC Ω (max)	IDC mA (max)
LL1608-FH1N2S	1.2	S	13	60	>6000	0.10	1000
LL1608-FH1N5S	1.5	S	13	47	>6000	0.10	1000
LL1608-FH1N8S	1.8	S	12	51	>6000	0.10	1000
LL1608-FH2N2S	2.2	S	12	38	>6000	0.10	1000
LL1608-FH2N7S	2.7	S	12	38	>6000	0.10	1000
LL1608-FH3N3_*	3.3	S,K	12	41	5900	0.12	1000
LL1608-FH3N9_*	3.9	S,K	13	50	5600	0.14	1000
LL1608-FH4N7_*	4.7	S,K	12	41	4800	0.16	1000
LL1608-FH5N6_*	5.6	S,K	12	42	4350	0.18	600
LL1608-FH6N8_*	6.8	J,K	12	40	3750	0.22	600
LL1608-FH8N2_*	8.2	J,K	13	34	3300	0.24	600
LL1608-FH10N_*	10.0	J,K	13	45	2850	0.26	600
LL1608-FH12N_*	12.0	J,K	15	46	2500	0.28	600
LL1608-FH15N_*	15.0	J,K	15	48	2150	0.32	600
LL1608-FH18N_*	18.0	J,K	16	48	2100	0.35	600
LL1608-FH22N_*	22.0	J,K	17	45	1850	0.40	600
LL1608-FH27N_*	27.0	J,K	17	43	1680	0.45	600
LL1608-FH33N_*	33.0	J,K	18	39	1580	0.55	600
LL1608-FH39N_*	39.0	J,K	17	[37]	1400	0.60	500
LL1608-FH47N_*	47.0	J,K	17	[35]	1200	0.70	500
LL1608-FH56N_*	56.0	J,K	17	[32]	1100	0.75	500
LL1608-FH68N_*	68.0	J,K	18	[34]	1050	0.85	400
LL1608-FH82N_*	82.0	J,K	18	[32]	900	1.50	300
LL1608-FHR10_*	100.0	J,K	15	[16]	850	2.10	300

* Add tolerance to part number: S=±0.3nH, J = ±5%, K = ±10%

Testing Conditions: (1) L,Q: HP4191A at 100MHz (Test fixture 16092A) (2) SRF: HP8753C (Test fixture 16091A) (3) RDC: VP-2811A Panasonic

For more information contact:
Inductor Warehouse
800-533-8295 (Inside US) 714-939-0370 (Outside US)
714-939-0579 Fax

For more information contact:
Inductor Warehouse
800-533-8295 (Inside US) 714-939-0370 (Outside US)
714-939-0579 Fax

ELECTRICAL CHARACTERISTICS

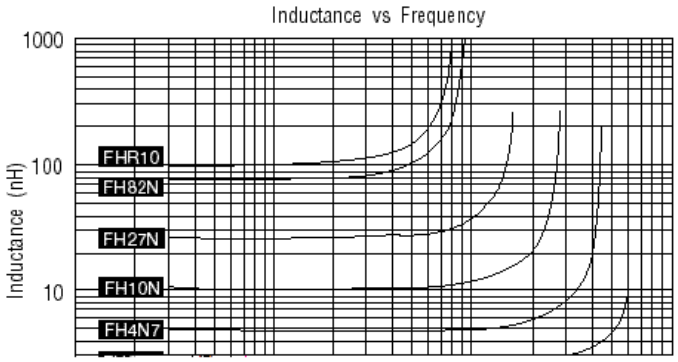

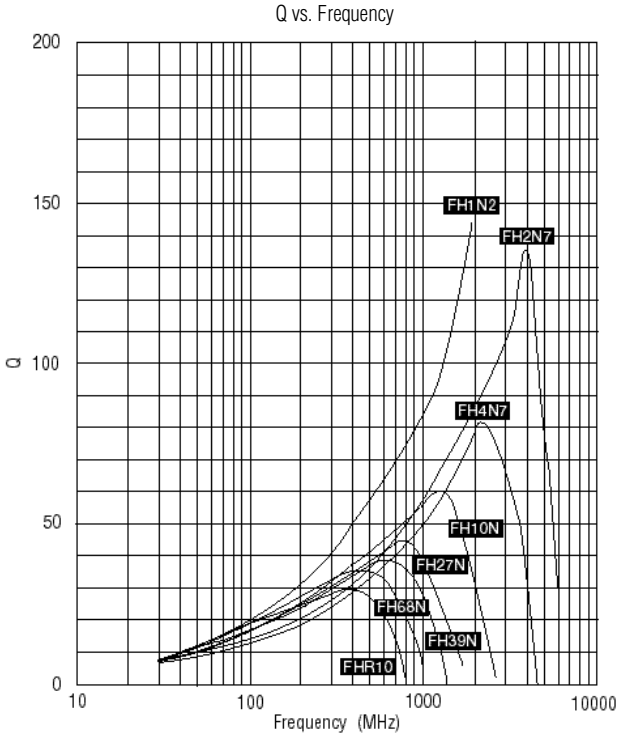

The information furnished by TOKO, Inc. is believed to be accurate and reliable. However, TOKO reserves the right to make changes or improvements in the design, specification or manufacture of its products without further notice. TOKO does not assume any liability arising from the application or use of any product or circuit described herein, nor for any infringements of patents or other rights of third parties which may result from the use of its products. No license is granted by implication or otherwise under any patent or patent rights of TOKO, Inc.