For more information contact:
Inductor Warehouse
800-533-8295 (Inside US) 714-939-0370 (Outside US)
714-939-0579 Fax

TOKO

LL1005-FH Series

Multilayer Chip Inductors



DESCRIPTION

The LL1005-F Series is a miniature multilayer ceramic chip inductor. Toko's proprietary laminated ceramic material provides high SRF, excellent Q, and superior reliability. It has an industry standard 0402 footprint and comes on tape in 10,000 piece reels. Designing with the LL1005-FH allows savings of 50-80% board space which reduces the overall cost of the end product and/or allows for more features to be designed in. An ideal replacement for printed as well as wirewound inductors for today's miniature high frequency RF and wireless communications equipment.

FEATURES

- Laminated ceramic allows high SRF over 6 GHz
- Miniature size: 0402 footprint (1.0 x 0.5 mm)
- Inductance range: 1.0 ~ 82nH
- Q: 40 typical at 1800 MHz
- Packaged on tape and reel in 10,000 piece quantity
- Temperature coefficient: +250ppm/°C
- Temperature Range: -40°C +100°C

PART NUMBERING

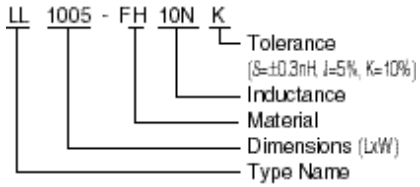

DIMENSIONS

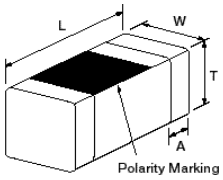

Type	L (mm)	W (mm)	T (mm)	A (mm)
LL1005FH	1.0 ±0.15	0.5 ±0.15	0.5 ±0.15	0.25 ±0.1

STANDARD PART NUMBERS

TOKO Part Number *	Inductance Lo (nH) (1)	L Tol.	Q (Typ) (1) at---MHz 100MHz	800MHz	1800MHz	SRF MHz (typ) (1)	RDC (Ω) (max) (3)	IDC mA (max) Ω
LL1005-FH1N0S	1.0	S	10	28	45	13500	0.10	300
LL1005-FH1N2S	1.2	S	9	28	39	12000	0.10	300
LL1005-FH1N5S	1.5	S	10	30	41	10500	0.10	300
LL1005-FH1N8S	1.8	S	10	28	40	9400	0.10	300
LL1005-FH2N2S	2.2	S	10	30	43	8700	0.12	300
LL1005-FH2N7S	2.7	S	10	30	49	7700	0.12	300
LL1005-FH3N3_*	3.3	S, K	10	30	48	6800	0.15	300
LL1005-FH3N9_*	3.9	S, K	11	31	42	6300	0.15	300
LL1005-FH4N7_*	4.7	S, K	10	30	41	5700	0.18	300
LL1005-FH5N6_*	5.6	J, K	11	31	46	5100	0.20	300
LL1005-FH6N8_*	6.8	J, K	10	31	42	4550	0.25	300
LL1005-FH8N2_*	8.2	J, K	12	34	43	4100	0.25	300
LL1005-FH10N_*	10	J, K	12	32	43	3750	0.30	300
LL1005-FH12N_*	12	J, K	12	31	34	2950	0.30	300
LL1005-FH15N_*	15	J, K	11	30	30	2600	0.40	300
LL1005-FH18N_*	18	J, K	11	29	28	2350	0.50	300
LL1005-FH22N_*	22	J, K	11	28	19	1950	0.60	300
LL1005-FH27N_*	27	J, K	12	27	9	1750	0.60	300
LL1005-FH33N_*	33	J, K	10	25	12	1700	1.50	200
LL1005-FH39N_*	39	J, K	10	25	9	1650	1.80	200
LL1005-FH47N_*	47	J, K	9	23	-	1300	2.0	200
LL1005-FH56N_	56	J, K	10	22	-	1250	2.0	200
LL1005-FH68N_	68	J, K	10	18	-	1150	2.2	180
LL1005-FH82N_	82	J, K	11	16	-	1000	2.5	150

* Add tolerance to part number: S= +/-0.3nH, J=±5%, K=±10%
Testing Conditions: (1.) L,Q: HP4291A at 100MHz (Test fixture HP16192A) (2.) SRF: HP8719D (3.) RDC: VP-2811A Panasonic

For more information contact:
Inductor Warehouse
800-533-8295 (Inside US) 714-939-0370 (Outside US)
714-939-0579 Fax

LL1005- FH Series

ELECTRICAL CHARACTERISTICS

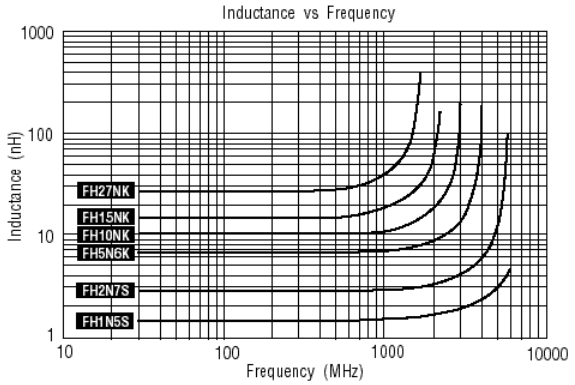

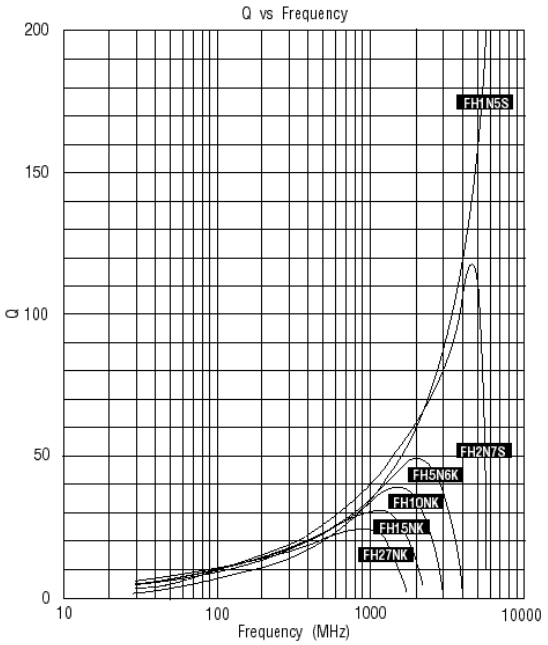

The information furnished by TOKO, Inc. is believed to be accurate and reliable. However, TOKO reserves the right to make changes or improvements in the design, specification or manufacture of its products without further notice. TOKO does not assume any liability arising from the application or use of any product or circuit described herein, nor for any infringements of patents or other rights of third parties which may result from the use of its products. No license is granted by implication or otherwise under any patent or patent rights of TOKO, Inc.

TOKO

© 1998 Toko, Inc.
All Rights Reserved