

CMI-DOP6018NH-SERIES




Features

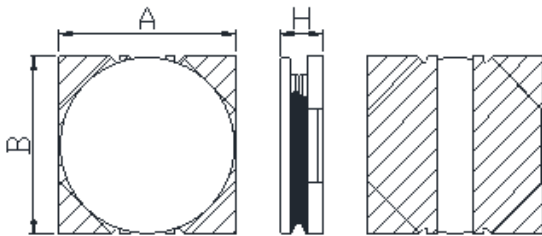
- ▶ Small and Low profile inductor.
- ▶ It corresponds to High current.
- ▶ Simple and Shield structure.
- ▶ Available tape and reel for auto insertion.
- ▶ RoHS compliant
- ▶ Halogen-Free

Applications

- ▶ For small DC/DC converter
(cellular phone, LCD/LED/OLED display, HDD, DSC etc).

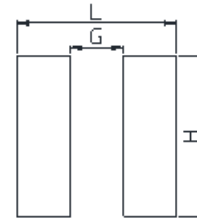


Dimension (Unit:mm)



A	B	H
6.0±0.2	6.0±0.2	1.8Max

Land Pattern (Unit:mm)



L	G	H
6.2	1.2	6.2

Specifications

Part Number	Inductance (uH)	Tolerance (±)	DCR (mohm) ±20%	Isat(A) Max	Itemp(A) Max	Test Frequency (Hz)
CMI-DOP6018NH-1R0N	1.0	30%	28	6.00	4.10	1M
CMI-DOP6018NH-1R8N	1.8	30%	37	4.80	3.80	1M
CMI-DOP6018NH-2R2N	2.2	30%	45	4.30	2.90	1M
CMI-DOP6018NH-4R7N	4.7	30%	85	3.00	2.10	1M
CMI-DOP6018NH-6R8N	6.8	30%	104	2.60	1.90	1M
CMI-DOP6018NH-100M	10	20%	160	2.20	1.80	1M
CMI-DOP6018NH-220M	22	20%	330	1.50	1.10	1M

- Isat: When based on the inductance change rate (approximately 30% below in the initial value)
- Itemp: When based on the temperature increase (Temperature increase of approximately 40°C by self heating)

Note 1 : Circuit design, component placement, PCB trace size and thickness, airflow and other cooling. Provision all affect the part Temperature. Part temperature should be verified in the end application

Ilisan Sales Office (KOREA) +82)31-904-1444
 Shenzhen Sales Office (CHINA) +86)755-8663-6929
 Hungary Sales office (EUROPE) +36)30-913-7706

H.K Sales Office (HONGKONG) +852)2711-5551
 LA Sales Office (USA) +1)866-446-3586

▪ You can also contact us by e-mail : coilmaster@coilmaster.com

- All specifications are subject to change without notice.
- Update date : 2015.11.09

www.coilmaster.com