

CTDO3340F Series

From 10 μ H to 1,000 μ H

ENGINEERING KIT #8



SPECIFICATIONS

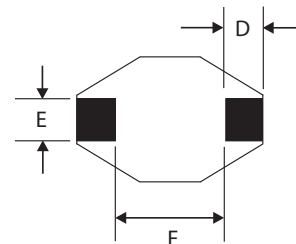
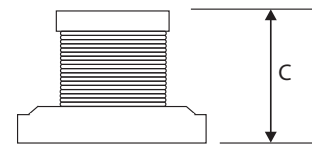
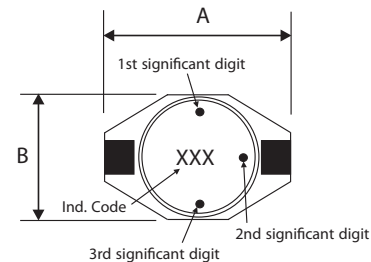
Parts are available in $\pm 20\%$ inductance tolerance only.

Part Number	Inductance (μ H)	L Test Freq. (kHz)	DCR (Ω)	Isat (A)	Irms (A)
CTDO3340PF-103	10	100	.03	8.0	3.5
CTDO3340PF-153	15	100	.04	7.0	3.0
CTDO3340PF-223	22	100	.05	5.5	2.5
CTDO3340PF-333	33	100	.08	4.0	2.0
CTDO3340PF-473	47	100	.10	3.8	1.6
CTDO3340PF-683	68	100	.17	3.0	1.2
CTDO3340PF-104	100	100	.22	2.5	1.2
CTDO3340PF-154	150	100	.34	2.0	.90
CTDO3340PF-224	220	100	.44	1.6	.70
CTDO3340PF-334	330	100	.70	1.2	.60
CTDO3340PF-474	470	100	.95	1.0	.30
CTDO3340PF-684	680	100	1.2	1.0	.20
CTDO3340PF-105	1000	100	2.0	.80	.10

PHYSICAL DIMENSIONS

Size	A Max.	B Max.	C Max.	D	E	F
mm	12.95	9.4	11.43	2.54	2.54	7.62
inches	0.51	0.37	0.45	0.1	0.1	0.3

Parts will be marked with Significant Digit Dots OR Inductance Code



CHARACTERISTICS

- Description:** SMD power inductor
- Applications:** DC/DC converters, computers, LCD displays, telecommunication equipment and PDA palm tops
- Operating Temperature:** -40°C to +85°C
- Inductance Tolerance:** $\pm 20\%$
- Inductance Drop:** 10% typically at Isat
- Testing:** Inductance is tested on an HP4285A at 100kHz
- Packaging:** Tape & Reel
- Marking:** Color dots OR inductance code
- Miscellaneous:** RoHS Compliant
- Additional Information:** Additional electrical & physical information available upon request
- Samples available. See website for ordering information.**

PAD LAYOUT

