


CTCBF Series Standard From 10Ω to 2,200Ω

ENGINEERING KIT #16F



CHARACTERISTICS

- Description:** Standard multi-layer ferrite chip beads
Applications: Noise suppression in computer peripherals, telecommunication equipment, data communication equipment and other consumer electronics
Operating Temperature: -40°C to +125°C
Impedance Range:
 CTCB0402F: 10-1000 Ω
 CTCB0603F: 11-2200 Ω
 CTCB0805F: 60-2200 Ω
 CTCB1206F: 32-2000 Ω
 CTCB1210F: 31-90 Ω
 CTCB1806F: 50-170 Ω
Testing: Impedance is tested on an HP4287A at 100MHz
Packaging: Tape & Reel
Miscellaneous: RoHS Compliant.
Marking: Reels marked with part number
Additional Information: Additional electrical & physical information available upon request
Samples available. See website for ordering information.

SPECIFICATIONS

Parts are available in ±25% tolerance only.

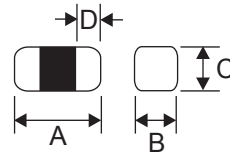
Part Number	Impedance (Ω)	Test Freq. (MHz)	DCR Max. (Ω)	IDC (mA)
CTCB0402F-100S	10	100	0.025	1000
CTCB0402F-400S	40	100	0.20	500
CTCB0402F-750S	75	100	0.20	500
CTCB0402F-800S	80	100	0.20	500
CTCB0402F-121S	120	100	0.19	550
CTCB0402F-151S	150	100	0.40	400
CTCB0402F-241S	240	100	0.40	400
CTCB0402F-481S	480	100	0.50	300
CTCB0402F-601S	600	100	0.52	300
CTCB0402F-102S	1000	100	0.95	200
CTCB0603F-110S	11	100	0.05	500
CTCB0603F-190S	19	100	0.08	500
CTCB0603F-300S	30	100	0.10	400
CTCB0603F-400S	40	100	0.10	400
CTCB0603F-600S	60	100	0.10	400
CTCB0603F-800S	80	100	0.15	400
CTCB0603F-121S	120	100	0.25	400
CTCB0603F-221S	220	100	0.30	300
CTCB0603F-301S	300	100	0.40	300
CTCB0603F-451S	450	100	0.50	300
CTCB0603F-601S	600	100	0.50	300
CTCB0603F-751S	750	100	0.60	300
CTCB0603F-102S	1000	100	0.60	300
CTCB0603F-152S	1500	100	0.60	300
CTCB0603F-222S	2200	100	0.80	200
CTCB0805F-600S	60	100	0.15	500
CTCB0805F-700S	70	100	0.15	500
CTCB0805F-800S	80	100	0.15	500
CTCB0805F-121S	120	100	0.25	300
CTCB0805F-151S	150	100	0.25	300
CTCB0805F-221S	220	100	0.30	300
CTCB0805F-301S	300	100	0.30	300
CTCB0805F-401S	400	100	0.30	300
CTCB0805F-501S	500	100	0.40	300
CTCB0805F-601S	600	100	0.40	300
CTCB0805F-751S	750	100	0.50	200
CTCB0805F-102S	1000	100	0.50	200
CTCB0805F-152S	1500	100	0.60	200
CTCB0805F-202S	2000	100	0.70	200
CTCB0805F-222S	2200	100	0.70	200
CTCB1206F-320S	32	100	0.10	600
CTCB1206F-600S	60	100	0.10	500
CTCB1206F-700S	70	100	0.50	200
CTCB1206F-900S	90	100	0.20	400
CTCB1206F-101S	100	100	0.15	500
CTCB1206F-121S	120	100	0.20	300
CTCB1206F-151S	150	100	0.40	200
CTCB1206F-201S	200	100	0.20	400
CTCB1206F-221S	220	100	0.50	300
CTCB1206F-301S	300	100	0.20	300
CTCB1206F-401S	400	100	0.60	100
CTCB1206F-501S	500	100	0.20	400
CTCB1206F-601S	600	100	0.50	200
CTCB1206F-102S	1000	100	0.60	100
CTCB1206F-122S	1200	50	0.50	200
CTCB1206F-152S	1500	50	0.90	100
CTCB1206F-202S	2000	30	0.60	200
CTCB1210F-310S	31	100	0.30	400
CTCB1210F-320S	32	100	0.20	500
CTCB1210F-520S	52	100	0.30	400
CTCB1210F-600S	60	100	0.20	500
CTCB1210F-900S	90	100	0.20	500
CTCB1806F-500S	50	100	0.20	600
CTCB1806F-600S	60	100	0.20	600
CTCB1806F-800S	80	100	0.20	600
CTCB1806F-101S	100	100	0.30	500
CTCB1806F-151S	150	100	0.30	500
CTCB1806F-171S	170	100	0.30	500

CTCBF Series Standard

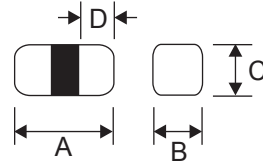
PHYSICAL DIMENSIONS

Size		A	B	C	D
0402/	inches	0.039±0.006	0.02±0.006	0.02±0.006	0.01±0.006
1005/	mm	1.0±0.15	0.5±0.15	0.5±0.15	0.25±0.15
0603/	inches	0.063±0.008	0.03±0.008	0.03±0.008	0.016±0.008
1608/	mm	1.6±0.2	0.8±0.2	0.8±0.2	0.4±0.2
0805/	inches	0.08±0.008	0.047±0.008	0.035±0.008	0.02±0.012
2012/	mm	2.0±0.2	1.2±0.2	0.9±0.2	0.5±0.3
1206/	inches	0.126±0.008	0.063±0.008	0.043±0.008	0.02±0.012
3216/	mm	3.2±0.2	1.6±0.2	1.1±0.2	0.5±0.3
1210/	inches	0.126±0.008	0.098±0.008	0.05±0.008	0.02±0.012
3225/	mm	3.2±0.2	2.5±0.2	1.3±0.2	0.5±0.3
1806/	inches	0.177±0.01	0.063±0.008	0.063±0.008	0.02±0.012
4516/	mm	4.5±0.25	1.6±0.2	1.6±0.2	0.5±0.3

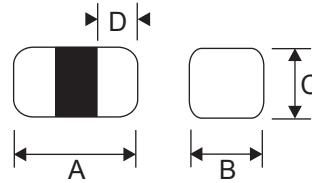
CTCB0402F



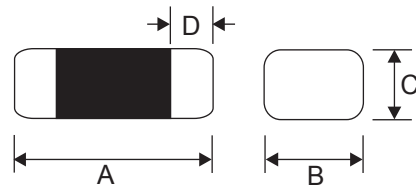
CTCB0603F



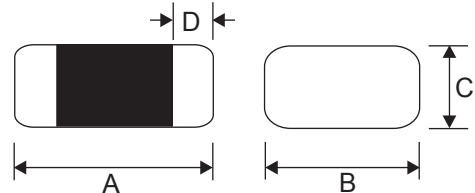
CTCB0805F



CTCB1206F



CTCB1210F



CTCB1806F

