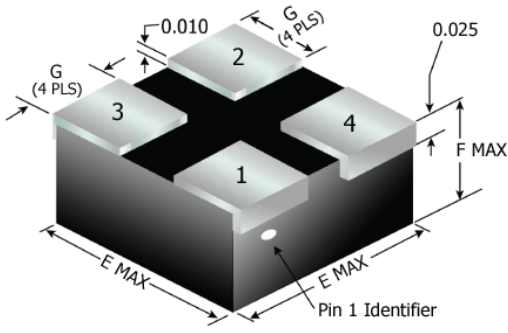


# C96000 Series

## Power Inductors

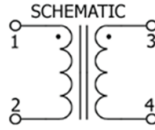


Marking (on top of the case)

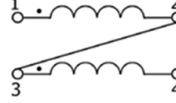
M27/372-(Dash Number)

22558

S96xxx



SERIES MODE



PARALLEL MODE



Physical Parameters			Tape & Reel (additional charge)		
Size	E Max.	F Max.	G <sup>(1)</sup>	Small Reel (Qty)	Large Reel (Qty)
A	0.260 (6.60)	0.230 (5.84)	0.085 (2.16)	300	1000
B	0.410 (10.41)	0.230 (5.84)	0.135 (3.43)	200	650
C	0.410 (10.41)	0.310 (7.87)	0.135 (3.43)	200	650
D	0.535 (13.59)	0.310 (7.87)	0.200 (5.08)	125	300
E	.700 (17.78)	.400 (10.16)	.250 (6.35)	150	
F	.260 (6.60)	0.199 (5.05)	0.085 (2.16)	300	1000

ALL DIMENSIONS ARE IN INCHES, ( ) MM. <sup>(1)</sup>TOLERANCE FOR ALL DIMENSIONS ±0.010 INCH (0.25MM)

### FEATURES

- Leadless device for minimum footprint
- Lead Pad Coplanarity Max: 0.002 inches; 0.05 mm
- Low EMI Radiation
- Low Thermal Expansion permits mounting on most substrate materials

### SPECIFICATIONS

- Operating temperature range: -55°C to 125°C
- Inductance measured at 0.1 Vrms, 10 kHz, 0 DC current
- Inductance drop 30% maximum at rated DC current
- Case: Grade 5, encapsulated
- Terminals: tin-lead plated phosphor bronze
- Weight: 1.25 ounces, maximum

C/ACM P/N	Series			Parallel			Size	Power Rating (mW)
	Inductance ±10 Percent (mH)	Rated DC Current (mA)	DC Resistance Max (Ω)	Inductance ±10 percent (mH)	Rated DC Current (mA)	DC Resistance Max (Ω)		
C96001	0.100	300	1.60	0.025	600	0.400	A	125
C96002	0.100	600	0.96	0.025	1200	0.240	B	250
C96003	0.100	780	0.37	0.025	1560	0.093	C	300
C96004	0.100	1350	0.21	0.025	2700	0.053	D	450
C96005	0.250	200	3.11	0.062	400	0.778	A	125
C96006	0.250	400	1.98	0.062	800	0.495	B	250
C96007	0.250	530	0.82	0.062	1060	0.205	C	300
C96008	0.250	930	0.41	0.062	1860	0.103	D	450
C96009	0.500	150	6.14	0.125	300	1.535	A	125
C96010	0.500	300	3.35	0.125	600	0.838	B	250
C96011	0.500	380	1.62	0.125	760	0.405	C	300
C96012	0.500	660	0.82	0.125	1320	0.205	D	450
C96013	0.750	120	9.45	0.187	240	2.363	A	125
C96014	0.750	250	5.20	0.187	500	1.300	B	250
C96015	0.750	310	2.50	0.187	620	0.625	C	300
C96016	0.750	540	1.25	0.187	1080	0.313	D	450
C96017	1.000	95	12.85	0.250	190	3.213	A	125
C96018	1.000	200	6.90	0.250	400	1.725	B	250
C96019	1.000	270	3.37	0.250	540	0.843	C	300
C96020	1.000	470	1.87	0.250	940	0.468	D	450
C96021	2.000	75	25.60	0.500	150	6.400	A	125
C96022	2.000	150	12.20	0.500	300	3.050	B	250
C96023	2.000	190	6.75	0.500	380	1.690	C	300
C96024	2.000	330	3.62	0.500	660	0.910	D	450
C96025	3.000	60	38.40	0.750	120	9.600	A	125
C96026	3.000	120	18.30	0.750	240	4.580	B	250
C96027	3.000	160	10.12	0.750	320	2.530	C	300
C96028	3.000	270	5.50	0.750	540	1.380	D	450
C96029	5.000	45	64.00	1.250	90	16.000	A	125
C96030	5.000	90	30.40	1.250	180	7.600	B	250
C96031	5.000	120	16.87	1.250	240	4.220	C	300
C96032	5.000	210	9.12	1.250	420	2.280	D	450
C96033	7.500	30	96.00	1.875	60	24.000	A	125
C96034	7.500	70	46.00	1.875	140	11.500	B	250
C96035	7.500	100	25.37	1.875	200	6.350	C	300
C96036	7.500	170	13.75	1.875	340	3.440	D	450
C96037	10.000	20	128.00	2.500	40	32.000	A	125
C96038	10.000	50	61.00	2.500	100	15.250	B	250
C96039	10.000	80	33.75	2.500	160	8.440	C	300
C96040	10.000	140	18.25	2.500	280	4.570	D	450



Coast / Advanced Chip Magnetics

4225 Spencer Street, Torrance CA 90503 · Phone 310-370-8188 · Fax 310-370-8388

Web: www.coastacm.com · Email: sales@coastacm.com

C/ACM P/N	Series			Parallel			Size
	Inductance ±12 percent (μH)	Rated DC Current (mA)	DC Resistance Max (Ω)	Inductance ±12 percent (μH)	Rated DC Current (mA)	DC Resistance Max (Ω)	
C96041	11	4800	.024	2.76	9600	.006	E
C96042	18	3700	.036	4.50	7400	.009	E
C96043	27	3000	.052	6.75	6000	.013	E
C96044	38	2500	.076	9.50	5000	.019	E
C96045	44	2400	.084	11.00	4800	.021	E
C96046	100	1600	.20	25.00	3200	.050	E
C96047	200	1100	.46	50.00	2200	.115	E
C96048	400	800	.84	100.00	1600	.210	E
C96049	500	710	1.16	125.00	1420	.290	E
C96050	760	670	1.76	167.60	1140	.440	E
C96051	1000	500	2.00	250.00	1000	.500	E
C96052	2000	350	4.32	500.00	700	1.075	E
C96053	3000	290	6.64	750.00	580	1.660	E
C96054	4000	250	7.68	1000.00	500	1.920	E
C96055	7500	180	16.20	1875.00	360	4.050	E
C96056	10,000	150	18.80	2500.00	300	4.070	E
C96057	11	6000	.020	2.75	12,000	.005	E
C96058	18	4600	.032	4.50	9200	.008	E
C96059	27	3700	.044	6.75	7400	.011	E
C96060	38	3100	.064	9.50	6200	.016	E
C96061	44	3000	.068	11.00	6000	.017	E
C96062	100	2000	.152	25.00	4000	.038	E
C96063	200	1300	.340	50.00	2600	.085	E
C96064	400	890	.600	100.00	1780	.150	E
C96065	500	800	.848	125.00	1600	.212	E
C96066	750	700	1.32	187.50	1400	.330	E
C96067	1000	600	1.52	250.00	1200	.380	E
C96068	2000	430	3.40	500.00	860	.850	E
C96069	3000	360	5.20	750.00	720	1.300	E
C96070	4000	310	6.08	1000.00	620	1.520	E
C96071	7500	220	13.20	1875.00	440	3.300	E
C96072	10,000	180	15.20	2500.00	360	3.800	E
C96073	.08	3300	.020	.020	6600	.005	F
C96074	.14	2800	.024	.035	5600	.006	F
C96075	.22	2400	.036	.055	4600	.009	F
C96076	.44	1800	.056	.110	3600	.014	F
C96077	.56	1500	.072	.140	3000	.018	F
C96078	.60	2300	.036	.150	4600	.009	F
C96079	.86	1900	.048	.215	3800	.012	F
C96080	1.30	1900	.048	.340	3800	.012	F
C96081	1.86	1800	.052	.465	3600	.013	F
C96082	2.44	1700	.060	.610	3400	.015	F
C96083	3.46	1500	.064	.865	3000	.016	F
C96084	4.40	1200	.080	1.10	2400	.020	F
C96085	5.40	100	.120	1.35	2000	.030	F
C96086	7.80	950	.160	1.95	1900	.040	F
C96087	10.60	850	.240	2.65	1700	.060	F
C96088	12.16	800	.260	3.04	1600	.065	F
C96089	13.80	750	.280	3.45	1500	.070	F
C96090	17.48	650	.360	4.37	1300	.090	F
C96091	19.52	600	.400	4.88	1200	.100	F
C96092	10.60	550	.500	5.40	1100	.125	F
C96093	26.20	500	.560	6.55	1000	.140	F
C96094	31.20	450	.600	7.80	900	.150	F
C96095	48.60	400	.900	12.15	800	.225	F
C96096	58.80	350	1.30	14.70	700	.325	F
C96097	78.00	300	1.52	19.50	600	.380	F
C96098	90.80	280	2.20	22.70	560	.550	F
C96099	100.00	250	2.40	25.00	500	.600	F



Coast / Advanced Chip Magnetics  
4225 Spencer Street, Torrance CA 90503 · Phone 310-370-8188 · Fax 310-370-8388  
Web: www.coastacm.com · Email: sales@coastacm.com