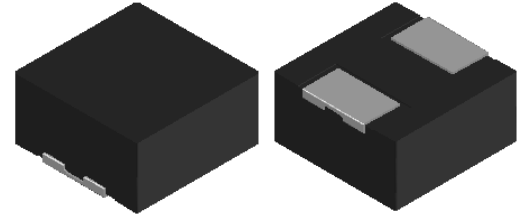


# CMI-MMPP6030LH-SERIES

## Features

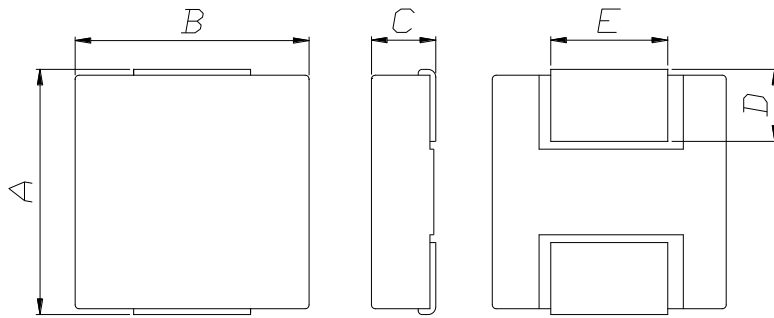
- ▶ High current and low profile
- ▶ Metal powder molding type for EMC protection.
- ▶ Available tape and reel for auto insertion.
- ▶ Halogen-Free / RoHS compliant.



## Applications

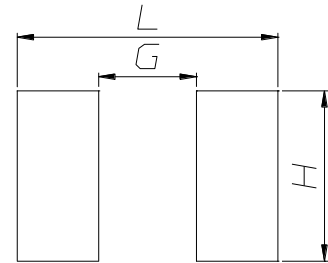
- ▶ For DC/DC converter, AV equipment digital consumer electronics

**Dimension (Unit:mm)**



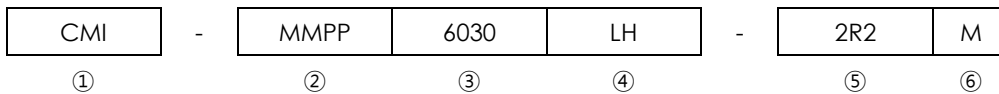
A	B	C	D	E
6.0±0.35	6.0±0.2	3.0 Max	1.8±0.3	4.0±0.2

**Land Pattern (Unit:mm)**



L	G	H
6.4	2.4	4.2

## Regulation of part number



- ① CoilMaster's initial
- ② Series Name : Magic Material Pin type Power inductor
- ③ Core Size (unit:mm)
- ④ Material
- ⑤ Typical inductance value (2.2uH)
- ⑥ Inductance tolerance (±20%)

• You can also contact us by e-mail : [coilmaster@coilmaster.com](mailto:coilmaster@coilmaster.com)  
 • All specifications are subject to change without notice.  
 • Update date : 2020.11.27

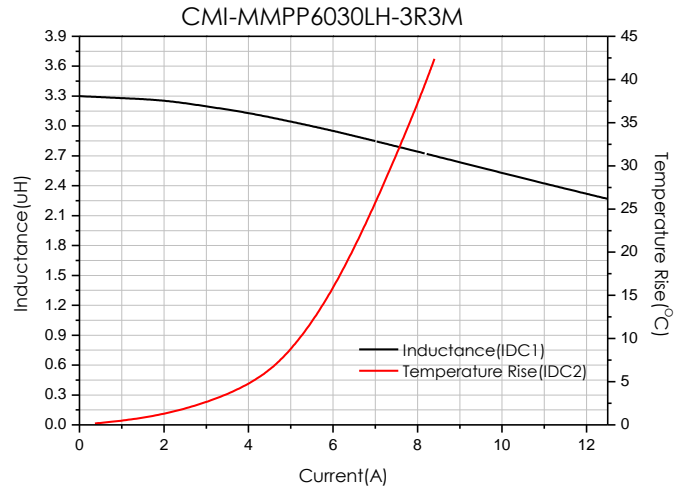
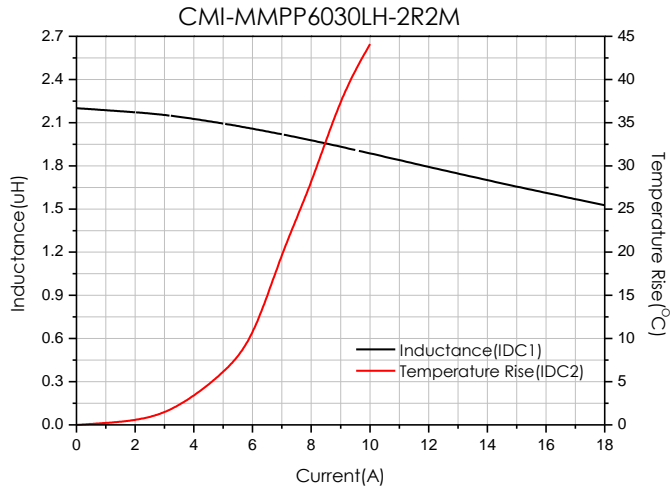
## Specifications

Part Number	Inductance (uH) $\pm 20\%$	DCR(mohm) Max(Typ)	IDC1(A) Max(Typ)	IDC2(A) Max(Typ)	Test Frequency (Hz)
CMI-MMPP6030LH-2R2M	2.2	21.0(17.5)	12.00(14.00)	7.50(8.00)	1M
CMI-MMPP6030LH-3R3M	3.3	30.0(25.0)	8.50(10.50)	7.00(7.50)	1M

- IDC1: When based on the inductance change rate (approximately 30% below in the initial value)
- IDC2: When based on the temperature increase (Temperature increase of approximately 40°C by self heating)
- Operating Temperature Range(including self temperature) : -40°C ~ +125 °c

Note 1 : Circuit design, component placement, PCB trace size and thickness, airflow and other cooling. Provision all affect the part Temperature. Part temperature should be verified in the end application.

## Electrical characteristics

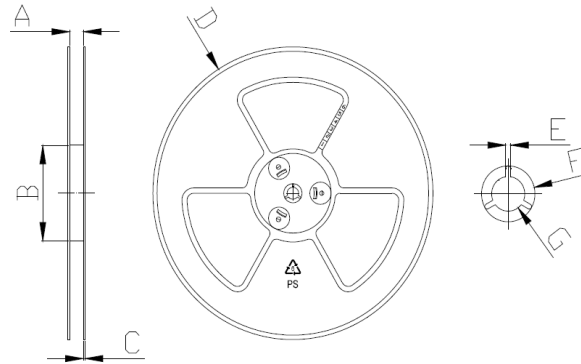


- You can also contact us by e-mail : [coilmaster@coilmaster.com](mailto:coilmaster@coilmaster.com)
- All specifications are subject to change without notice.
- Update date : 2020.11.27

## Packaging

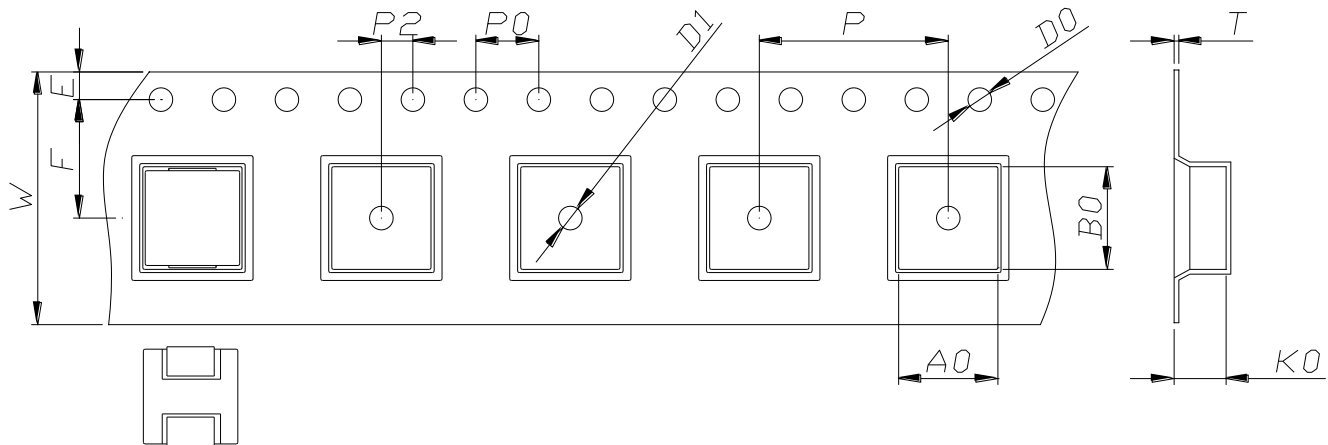
(1) Package quantity : 2,000 (pcs/reel)

(2) Reel Dimensions (unit:mm)



A	B	C	D	E	F	G
16.50	100.0	2.00	330.0	2.30	21.50	13.00
+0.50	+1.00	+0.10	+3.00	+0.30	+0.30	+0.50
-0.50	-1.00	-0.10	-3.00	-0.30	-0.30	-0.20

(3) Tape Dimensions



W	A0	B0	K0	E	F	P	P0	P2	D0/D1	T
16.00	6.30	6.50	3.30	1.75	7.50	8.00	4.00	2.00	1.50	0.30
+0.30	+0.10	+0.10	+0.10	+0.10	+0.10	+0.10	+0.10	+0.10	+0.10	+0.05
-0.30	-0.10	-0.10	-0.10	-0.10	-0.10	-0.10	-0.10	-0.10	-0.00	-0.05

Ilсан Sales Office (KOREA) +82)31-904-1444  
 Shenzhen Sales Office (CHINA) +86)755-8663-6929  
 Hungary Sales office (EUROPE) +36)30-913-7706

H.K Sales Office (HONGKONG) +852)2711-5551  
 LA Sales Office (USA) +1)866-446-3586

• You can also contact us by e-mail : [coilmaster@coilmaster.com](mailto:coilmaster@coilmaster.com)

- All specifications are subject to change without notice.
- Update date : 2020.11.27

[www.coilmaster.com](http://www.coilmaster.com)