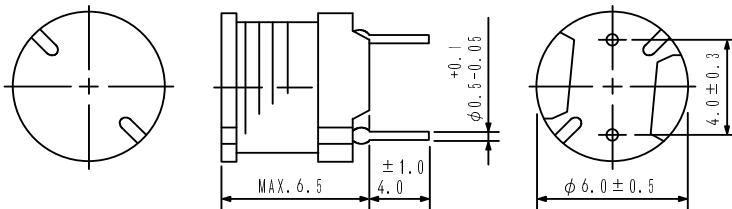


PIN Power Inductor RCH-664

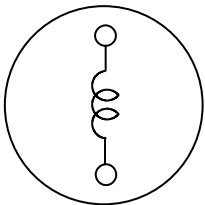


Halogen
Free

Dimension - [mm]



Schematics - [mm]



Description

- Ferrite drum core construction.
- Magnetically unshielded.
- L × W × H: 6.5 × 6.5 × 6.5mm Max.
- Product weight: 0.7 g(Ref.)
- Moisture Sensitivity Level: 1
- RoHS compliance.
- Halogen Free available.

Environmental Data

- Operating temperature range: $-40^{\circ}\text{C} \sim +100^{\circ}\text{C}$
(including coil's self temperature rise)
- Storage temperature range: $-40^{\circ}\text{C} \sim +100^{\circ}\text{C}$

Packaging

- Box packaging.

Applications

- Ideally used in Printers, LCD TV, DVD, Copy Machine, Mainboard of the compounding machines etc. as DC-DC Converter inductors.

PIN Power Inductor RCH-664



Electrical Characteristics

Part Name	Stamp	Inductance (μ H) [Within] ※1	D.C.R. (Ω) [Max.] at 20°C	Rated Current (A)※2
RCH664NP-1R0M RCH664NP-1R3M	1R0M 1R3M	1.0 \pm 20% 1.3 \pm 20%	18.3m 20.6m	4.00 3.70
RCH664NP-1R7M RCH664NP-2R2M RCH664NP-2R7M	1R7M 2R2M 2R7M	1.7 \pm 20% 2.2 \pm 20% 2.7 \pm 20%	22.8m 25.5m 28.2m	3.52 3.20 3.00
RCH664NP-3R3M RCH664NP-3R9M RCH664NP-4R7M	3R3M 3R9M 4R7M	3.3 \pm 20% 3.9 \pm 20% 4.7 \pm 20%	30.8m 33.4m 36.4m	2.83 2.63 2.43
RCH664NP-5R5M RCH664NP-6R3M RCH664NP-7R2M	5R5M 6R3M 7R2M	5.5 \pm 20% 6.3 \pm 20% 7.2 \pm 20%	39.5m 43.0m 46.2m	2.30 2.14 2.09
RCH664NP-8R1M RCH664NP-9R1M RCH664NP-100M	8R1M 9R1M 100M	8.1 \pm 20% 9.1 \pm 20% 10 \pm 20%	49.8m 53.2m 56.6m	1.99 1.86 1.75
RCH664NP-110L RCH664NP-120L RCH664NP-130L	110L 120L 130L	11 \pm 15% 12 \pm 15% 13 \pm 15%	59.6m 63.0m 66.7m	1.64 1.52 1.48
RCH664NP-140L RCH664NP-150L RCH664NP-160L	140L 150L 160L	14 \pm 15% 15 \pm 15% 16 \pm 15%	70.1m 74.4m 78.8m	1.44 1.40 1.33
RCH664NP-180L	180L	18 \pm 15%	83.9m	1.30
RCH664NP-220K RCH664NP-270K	220K 270K	22 \pm 10% 27 \pm 10%	0.11 0.14	1.27 1.14
RCH664NP-330K RCH664NP-390K RCH664NP-470K	330K 390K 470K	33 \pm 10% 39 \pm 10% 47 \pm 10%	0.17 0.19 0.23	1.03 950m 870m
RCH664NP-560K RCH664NP-680K RCH664NP-820K	560K 680K 820K	56 \pm 10% 68 \pm 10% 82 \pm 10%	0.26 0.28 0.39	800m 720m 660m
RCH664NP-101K RCH664NP-121K RCH664NP-151K	101K 121K 151K	100 \pm 10% 120 \pm 10% 150 \pm 10%	0.43 0.54 0.64	590m 540m 480m
RCH664NP-181K RCH664NP-221K RCH664NP-271K	181K 221K 271K	180 \pm 10% 220 \pm 10% 270 \pm 10%	0.74 0.96 1.12	440m 400m 360m
RCH664NP-331K RCH664NP-391K RCH664NP-471K	331K 391K 471K	330 \pm 10% 390 \pm 10% 470 \pm 10%	1.48 1.66 1.91	330m 300m 270m
RCH664NP-561K RCH664NP-681K RCH664NP-821K	561K 681K 821K	560 \pm 10% 680 \pm 10% 820 \pm 10%	2.31 2.67 3.10	250m 230m 210m
RCH664NP-102K	102K	1000 \pm 10%	4.45	190m

※1: Inductance measuring condition: 1.0 μ H ~ 10 μ H at 7.96 MHz
 11 μ H ~ 82 μ H at 2.52 MHz
 100 μ H ~ 1.0mH at 1 kHz

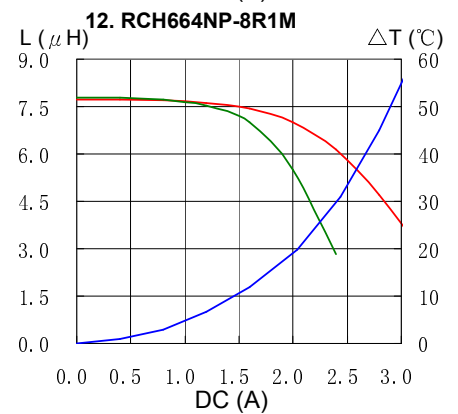
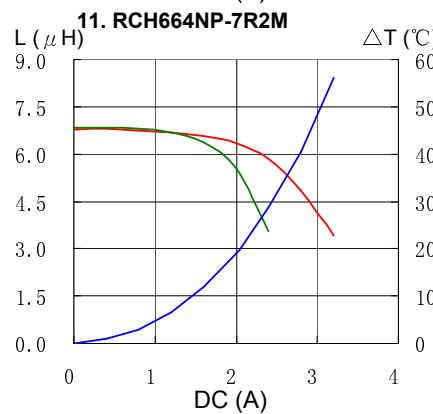
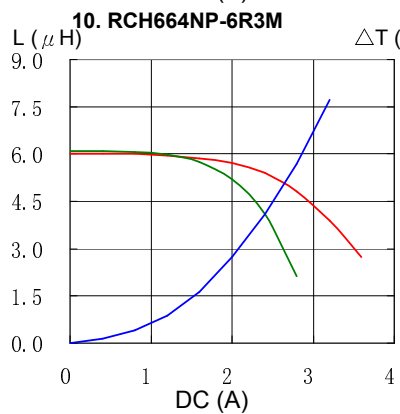
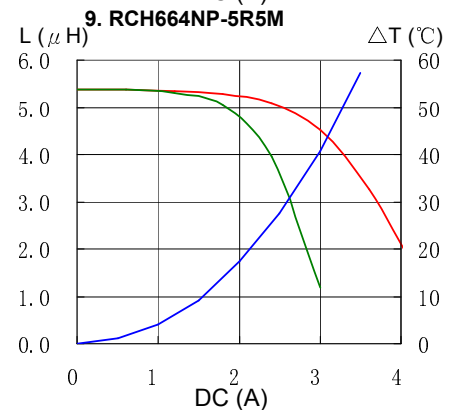
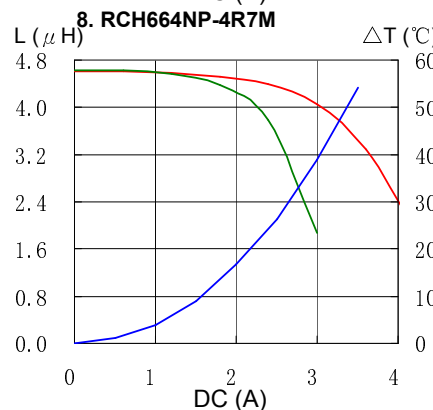
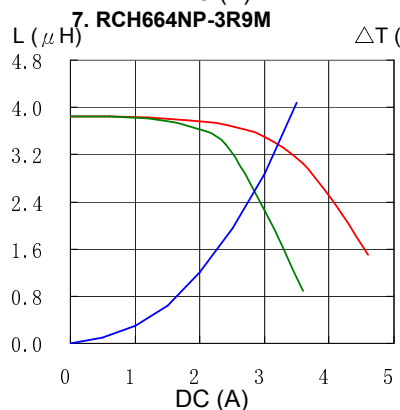
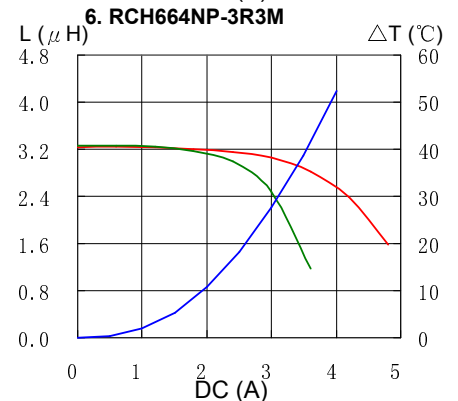
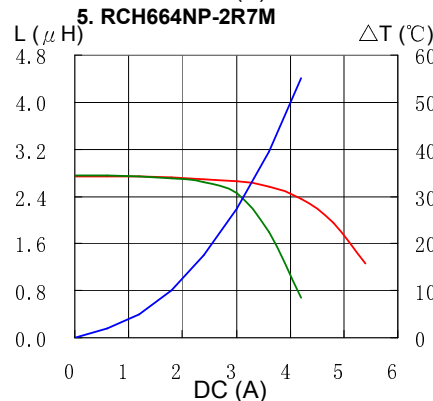
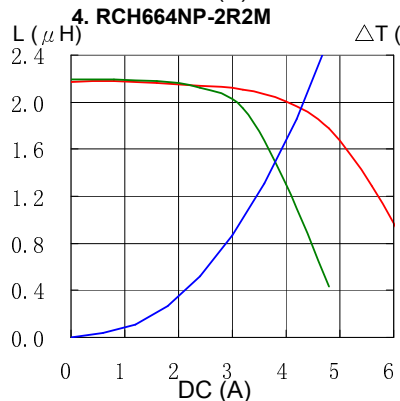
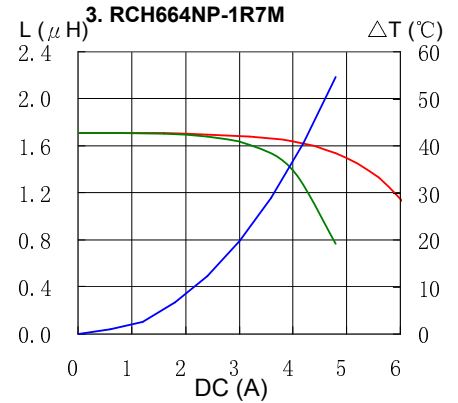
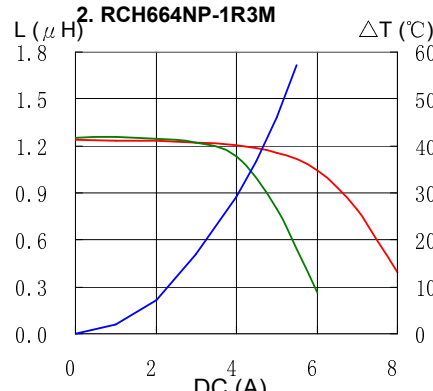
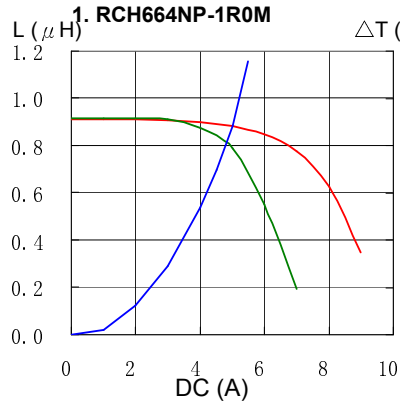
※2: The rated current indicates the lower value of current when the inductance is 10% lower than its initial value at D.C. superposition or the temperature of coil rises 40°C with D.C. current passing. (Ta=20°C)

PIN Power Inductor RCH-664




Saturation Current & Temperature Rise Graph

— L (20°C) — L (100°C) — ΔT

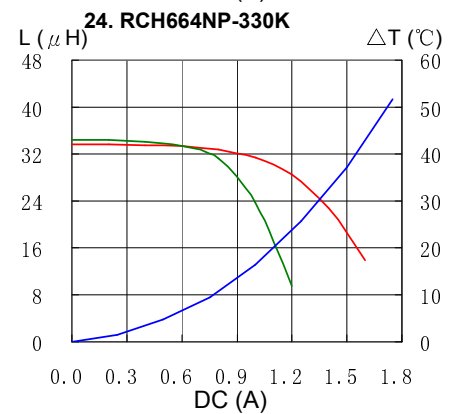
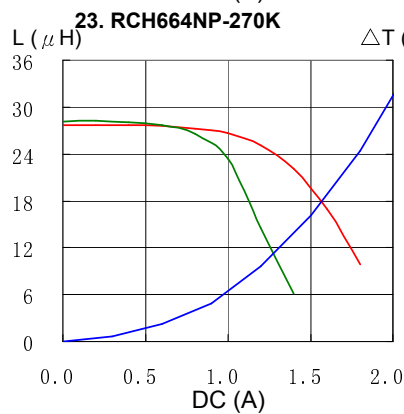
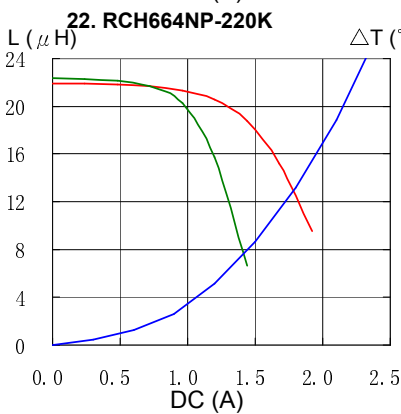
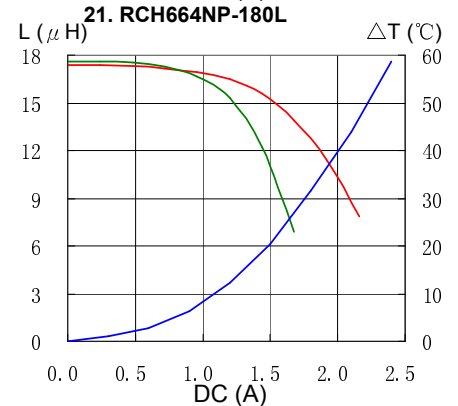
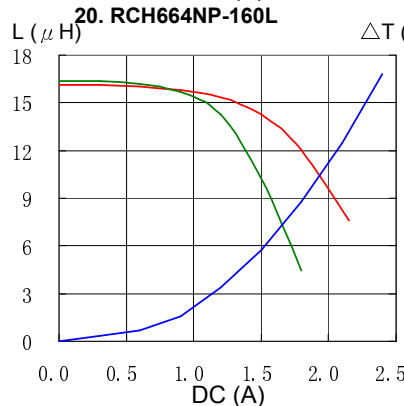
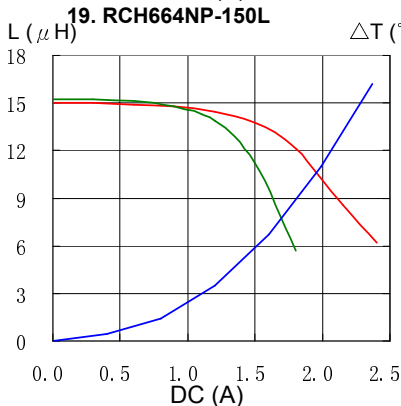
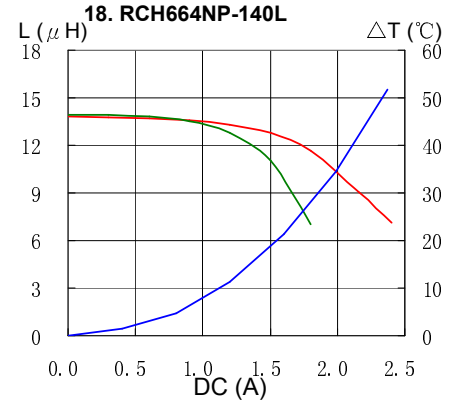
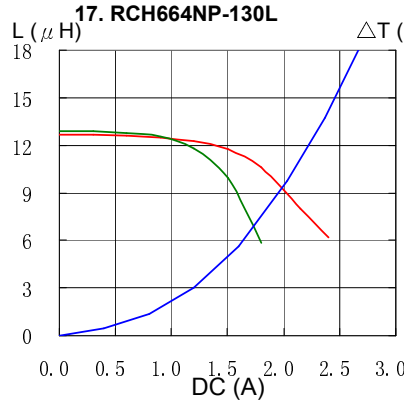
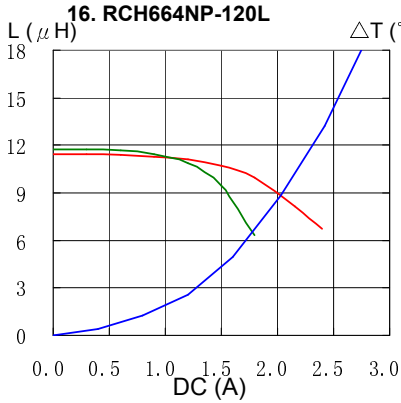
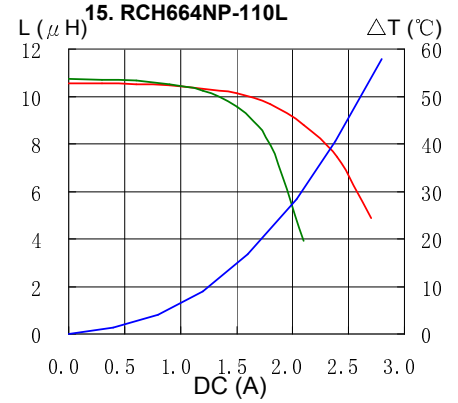
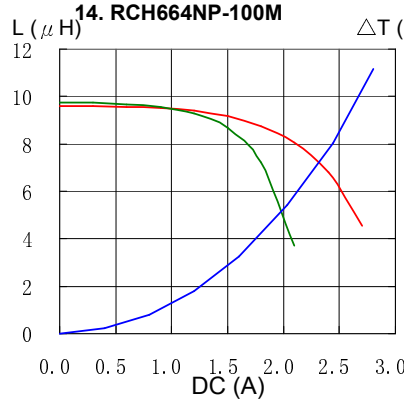
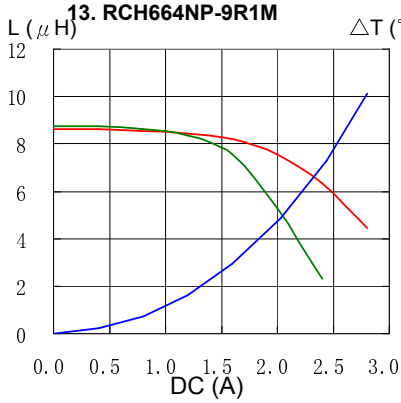


PIN Power Inductor RCH-664



Saturation Current & Temperature Rise Graph

— L (20°C) — L (100°C) — ΔT

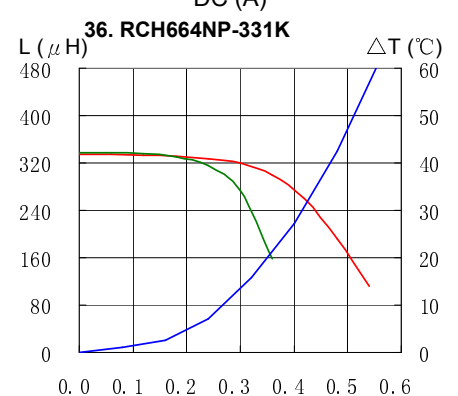
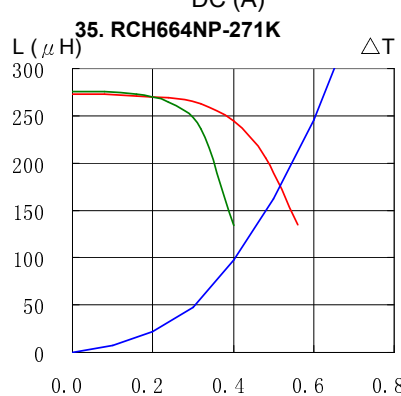
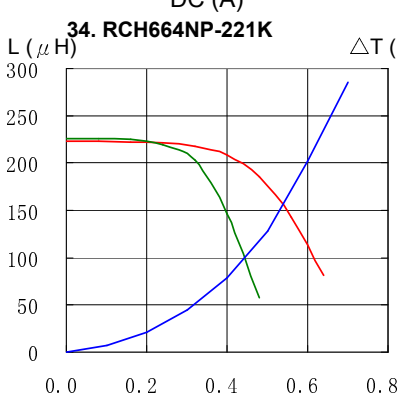
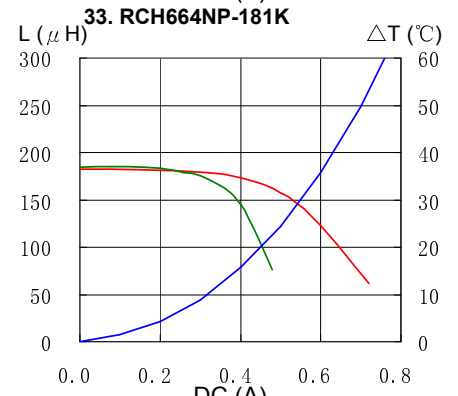
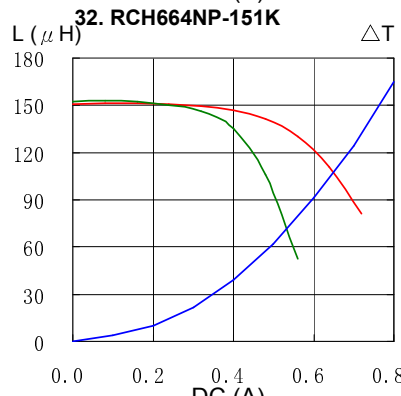
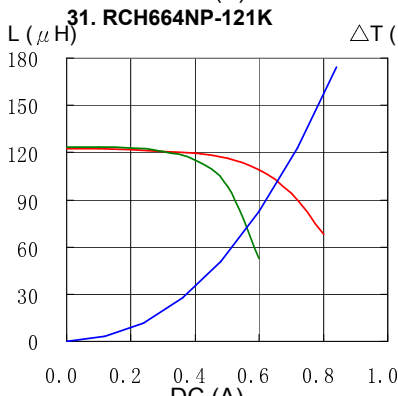
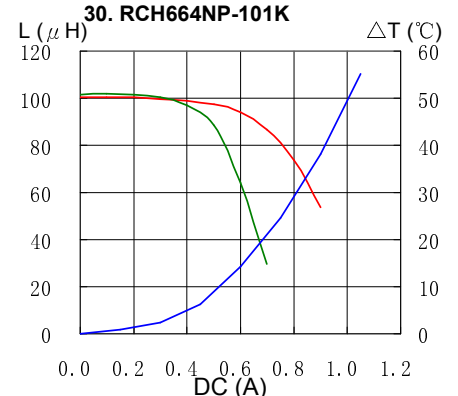
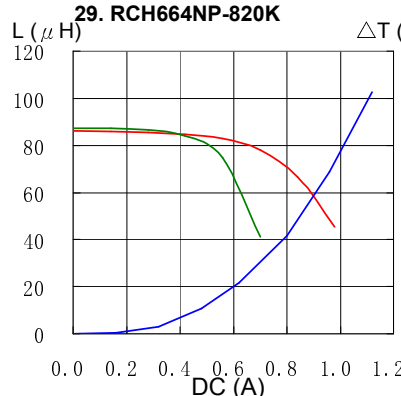
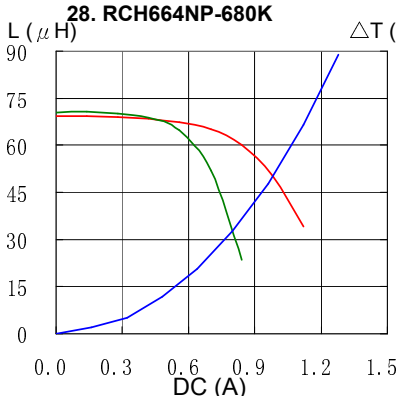
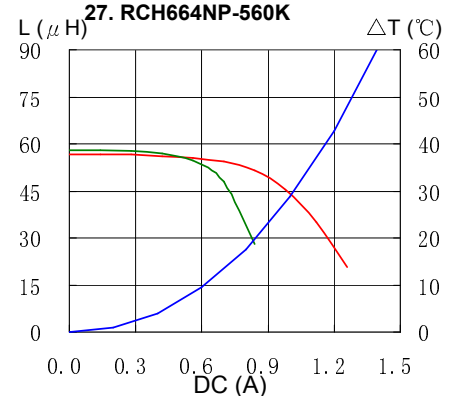
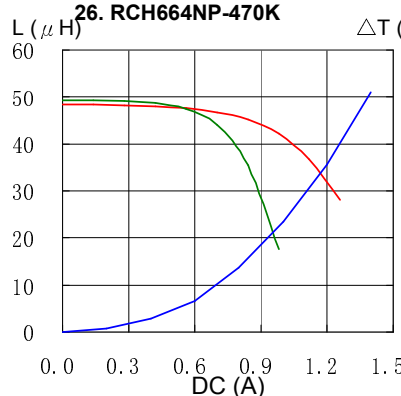
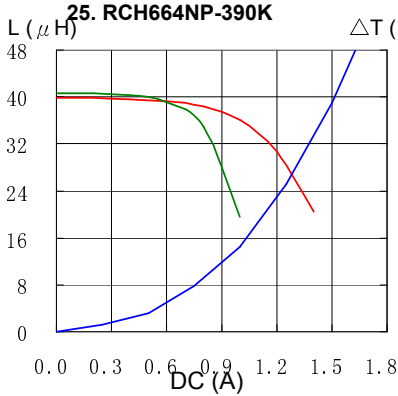


PIN Power Inductor RCH-664



Saturation Current & Temperature Rise Graph

— L (20°C) — L (100°C) — ΔT

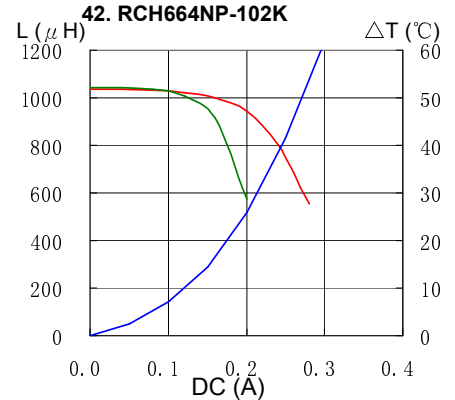
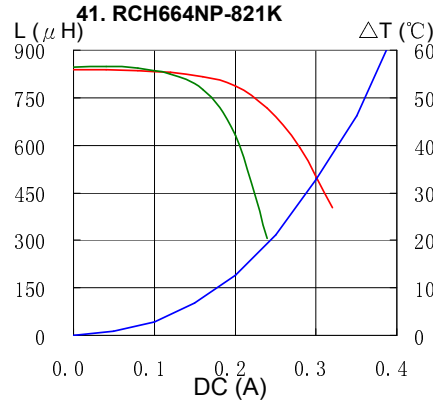
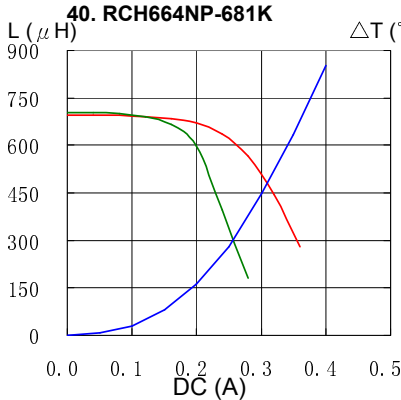
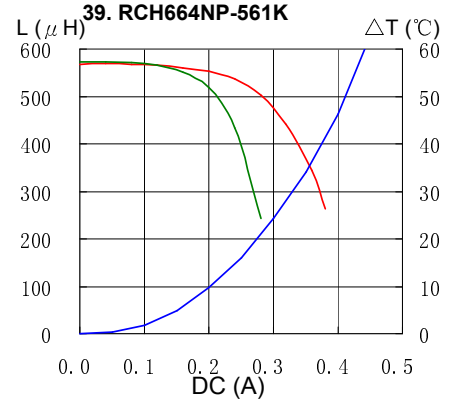
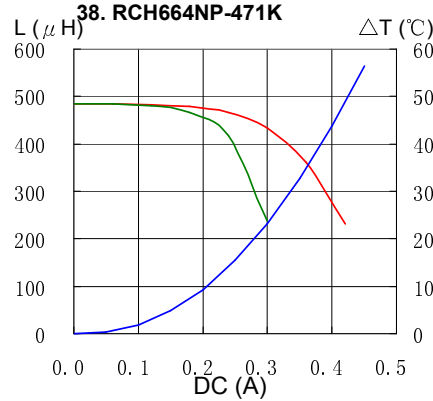
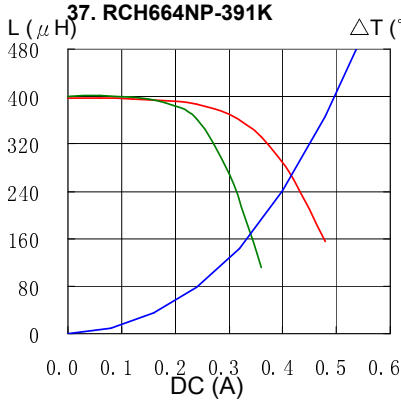


PIN Power Inductor RCH-664



Saturation Current & Temperature Rise Graph

— L (20°C) — L (100°C) — ΔT



Please refer to the sales offices on our website - <http://www.sumida.com>

Hong Kong
Tel.+852-2880-6781
FAX.+852-2565-9600
sales@hk.sumida.com

Saitama(Japan)
Tel.+81-48-691-7300
FAX.+81-48-691-7340
sales@jp.sumida.com

Chicago
Tel.+1-847-545-6700
FAX. +1-847-545-6720
sales@us.sumida.com

Shanghai
Tel.+86-21-5836-3299
FAX.+86-21-5836-3266
shanghai.sales@cn.sumida.com

Seoul
Tel.+82-2-6237-0777
FAX.+82-2-6237-0778
sales@kr.sumida.com

Oberzell
Tel.+49-8591-937-0
FAX. +49-8591-937-103
contact@eu.sumida.com

Shenzhen
Tel.+86-755-8291-0228
FAX.+86-755-8291-0338
shenzhen.sales@cn.sumida.com

Singapore
Tel.+65-6296-3388
FAX.+65-6841-4426
sales@sg.sumida.com

Neumarkt
Tel.+49-9181-4509-110
FAX. +49-9181-4509-310
infocomp@eu.sumida.com

Taipei
Tel.+886-2-8751-2737
FAX.+886-2-8751-2738
sales@tw.sumida.com

San Jose
Tel.+1-408-321-9660
FAX.+1-408-321-9308
sales@us.sumida.com