


CTH6F Series (Miniature)

From 1.0 μH to 10,000 μH



CHARACTERISTICS

Description: Miniature axial leaded power line inductor

Applications: Step up or step down switching regulators, continuous voltage supplies, high voltage, line filtering, surge suppression, SCR and Triac controls and various applications

Operating Temperature: -55°C to +105°C

Inductance Tolerance: $\pm 10\%$

Testing: Inductance is tested on an HP4284A or HP4285A at specified frequency

Packaging: Bulk pack or Tape & Reel, 5,000 parts per reel

Marking: Parts are EIA color banded with inductance code

Incremental Current: Incremental (Incr) current is the minimum current at which the inductance will be decrease by 5%

Coated: Clear varnish coating or green epoxy conformal coating

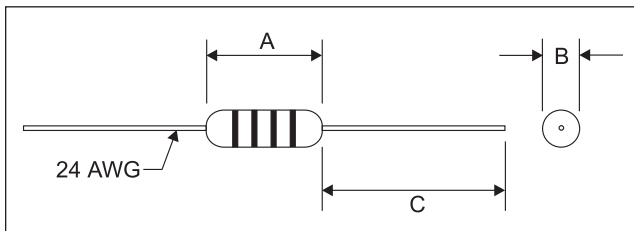
Miscellaneous: RoHS Compliant.

Additional Information: Additional electrical & physical information available upon request

Samples available. See website for ordering information.

PHYSICAL DIMENSIONS

Size	Green Epoxy Coated			24 AWG Nom.
	A Max.	B Max.	C Typ.	
mm	12.7	4.06	25.4	0.511
inches	0.5	0.16	1	0.02



SPECIFICATIONS

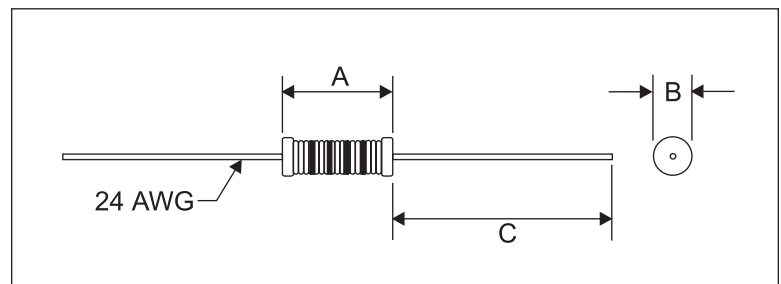
Parts are marked to indicate tolerance available.
Please specify - CTH6EF for Epoxy or CTH6VF for Varnish

Part Number	Inductance (μH)	L Test Freq. (_Hz)	SRF Min. (MHz)	DCR Max. (Ω)	Incr (mA)	Rated DC (mA)
CTH6_F-1R0K	1.0	7.9M	190	.02	3000	3300
CTH6_F-1R2K	1.2	7.9M	170	.02	2700	3200
CTH6_F-1R5K	1.5	7.9M	160	.02	2500	3100
CTH6_F-1R8K	1.8	7.9M	150	.02	2100	2900
CTH6_F-2R2K	2.2	7.9M	130	.03	2000	2600
CTH6_F-2R7K	2.7	7.9M	120	.03	1900	2500
CTH6_F-3R3K	3.3	7.9M	110	.05	1700	1900
CTH6_F-3R9K	3.9	7.9M	100	.06	1500	1800
CTH6_F-4R7K	4.7	7.9M	86	.07	1400	1700
CTH6_F-5R6K	5.6	7.9M	64	.07	1300	1600
CTH6_F-6R8K	6.8	7.9M	44	.08	1200	1600
CTH6_F-8R2K	8.2	7.9M	32	.09	1100	1500
CTH6_F-100K	10	1.0k	25	.10	970	1500
CTH6_F-120K	12	1.0k	17	.11	880	1400
CTH6_F-150K	15	1.0k	13	.15	790	1200
CTH6_F-180K	18	1.0k	10	.16	710	1100
CTH6_F-220K	22	1.0k	8.4	.19	640	1000
CTH6_F-270K	27	1.0k	8.0	.22	580	950
CTH6_F-330K	33	1.0k	7.6	.24	530	910
CTH6_F-390K	39	1.0k	7.1	.26	480	880
CTH6_F-470K	47	1.0k	6.0	.35	430	760
CTH6_F-560K	56	1.0k	5.8	.47	400	650
CTH6_F-680K	68	1.0k	4.3	.53	370	610
CTH6_F-820K	82	1.0k	4.1	.60	330	580
CTH6_F-101K	100	1.0k	3.9	.67	300	550
CTH6_F-121K	120	1.0k	3.9	.90	270	470
CTH6_F-151K	150	1.0k	3.2	1.2	250	410
CTH6_F-181K	180	1.0k	2.8	1.4	220	380
CTH6_F-221K	220	1.0k	2.3	1.9	200	320
CTH6_F-271K	270	1.0k	2.1	2.1	180	310
CTH6_F-331K	330	1.0k	1.9	2.4	170	290
CTH6_F-391K	390	1.0k	1.7	3.0	150	260
CTH6_F-471K	470	1.0k	1.4	3.4	140	240
CTH6_F-561K	560	1.0k	1.3	4.7	130	210
CTH6_F-681K	680	1.0k	1.2	6.4	110	180
CTH6_F-821K	820	1.0k	1.1	7.1	100	170
CTH6_F-102K	1000	1.0k	1.0	7.9	95	160
CTH6_F-122K	1200	1.0k	.94	9.0	87	150
CTH6_F-152K	1500	1.0k	.76	12	78	130
CTH6_F-182K	1800	1.0k	.72	14	71	120
CTH6_F-222K	2200	1.0k	.64	19	64	100
CTH6_F-272K	2700	1.0k	.56	25	58	90
CTH6_F-332K	3300	1.0k	.53	29	52	83
CTH6_F-392K	3900	1.0k	.48	34	48	77
CTH6_F-472K	4700	1.0k	.45	37	44	74
CTH6_F-562K	5600	1.0k	.40	50	40	63
CTH6_F-682K	6800	1.0k	.36	58	36	59
CTH6_F-822K	8200	1.0k	.29	68	33	54
CTH6_F-103K	10000	1.0k	.27	75	30	52

PHYSICAL DIMENSIONS

Clear Varnish Coated

Size	A Max.	B Max.	C Typ.	24 AWG Nom.
mm	10	3.5	28	0.511
inches	0.4	0.14	1.1	0.02



12.27.05